



YOUR CHOICE FOR INSPIRED LIVING

2016



OFFICE & SHOWROOM

Rak 20

1551 NA Westzaan

HOLLAND

PHONE: +31 (0)75 614 60 20

MAIL: [info@dutchbone.com](mailto:info@dutchbone.com)

WEBSITE: [www.dutchbone.com](http://www.dutchbone.com)





We are Dutchbone.

We love furniture. We love global inspired interiors. Products with a soul. With a signature. Products we discover during our travels. Inspired by the colours of the earth. A found story that deserves to be told. Our collection is a precise blend of handcraft and industry. An affordable collection that is always in motion. Whether you live in a loft in New York, a houseboat in Amsterdam or somewhere in the country: we are sure we have something in store for you.

We are 

**FURNITURE.**  
**THERE IS MORE TO IT.**



Natural materials, like solid wood, wool and kubu rattan, have very special characteristics which makes each item unique.

Handcrafted items, carved, embossed or even blockprinted by hand, increase our sense of comfort and cosiness.

In our collection we carefully mix these materials & techniques with more industrial ones, to offer you the finest blend between traditional and more contemporary interior products.

A perfect mix of found treasures, for you.



## THE TALES TO TELL ON DETAILS



CHAIRS 4

TABLES 14

SEATERS 36

## WHAT WE HAVE IN STORE FOR YOU

CABINETS 44

CARPETS 54

LIGHTING 64

HOME DECO 94



**CHERISH THE CHAIRS.  
REAL TREASURES THEY ARE.**







# Mini Bar chair

Our successful Bar Lounge chair now has a smaller clone, our Mini Bar. The lounge chair version of Bar, turned out to be a hit. With customers asking for more 'Bar-comfort', a dining chair seemed like the most logical addition. From now on, it is the soft comfort, good cushioning and the convenient swivel foot of Mini Bar that is responsible for long and most enjoyable dinner parties.

100% polyester fabric  
 Plywood shell with PU-foam, density 35  
 Black steel swivel frame  
 Maximum weight load: 120 kg



ZUIVER-CODE	GTIN-CODE	ITEM NAME			
1100258	8718548024939	CHAIR MINI BAR LIGHT GREY			
1100259	8718548024953	CHAIR MINI BAR DARK GREY			
PACKING	2 PCS/CTN	ORDER QTY: 2 PCS			
QTY	CTN SIZE (CM)	CBM	NW (KG)	GW (KG)	
2	76x45x57	0,195	20 (2x10)	24	



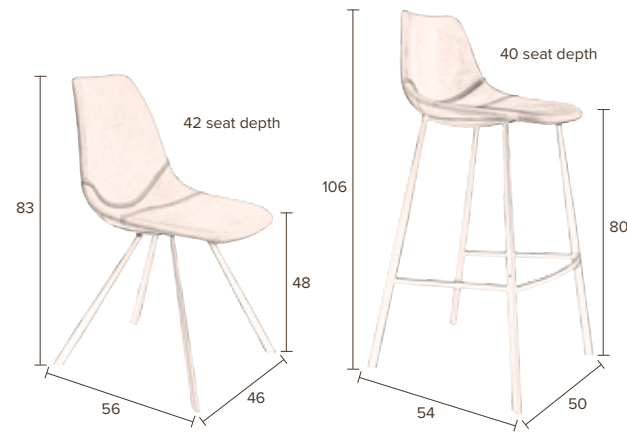




# Franky chair and bar stool

Sometimes inspiration comes from odd places...  
Guess what sport inspired us for this chair? The decorative stitching of the vintage shell combined with the straight lines of the base, makes this chair and barstool a very contemporary design.

Vintage PU-leather  
Plywood shell with PU foam, density 35-40  
Black powder coated steel frame, plastic feet  
Maximum weight load: 120 kg



ZUIVER-CODE	GTIN-CODE	ITEM NAME			
1100280	8718548026551	CHAIR FRANKY BLACK			
1100281	8178548026568	CHAIR FRANKY BROWN			
PACKING	2 PCS/CTN	ORDER QTY: 2 PCS			
QTY	CTN SIZE (CM)	CBM	NW (KG)	GW (KG)	
2	65x53x54	0,186	14 (2x7)	17	



ZUIVER-CODE	GTIN-CODE	ITEM NAME			
1500039	8718548026575	BARSTOOL FRANKY BLACK			
1500040	8718548026582	BARSTOOL FRANKY BROWN			
PACKING	2 PCS/CTN	ORDER QTY: 2 PCS			
QTY	CTN SIZE (CM)	CBM	NW (KG)	GW (KG)	
2	57x54x81	0,249	15 (2x7,5)	18	



# Kubu chair

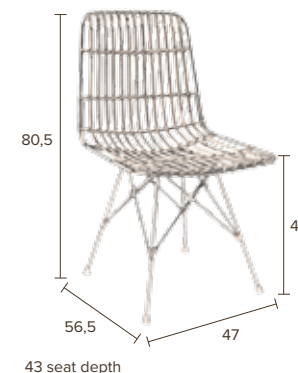
The beauty of rattan is not only in its natural colour, feel and looks, it is also in its characteristics. It grows for instance, in otherwise barren swamp areas and at an alarming rate of about 40 meters every year. We kept it uncoloured, and therefore not only at its prettiest but also at its environmental friendliest. We choose to work with the slightly thicker Kubu rattan for more style.

It's the simplicity that gives chair Kubu its undeniable style. The black powder coated frame is ultra thin and very good looking with its thin legs and stylish support bars.

Chair Kubu's seat is made from a thicker rattan, 6-8 mm, which you can style up with Dutchbones Sheepskin Shaun, for even more comfort and even more class.

Kubu rattan shell  
Black powder coated iron frame  
Rubber feet  
Maximum weight load: 100 kg

ZUIVER-CODE	GTIN-CODE	ITEM NAME			
1100228	8718548020740	CHAIR KUBU			
PACKING	1 PCS/CTN				
QTY	CTN SIZE (CM)	CBM	NW (KG)	GW (KG)	
1	53x51x51	0,138	6,09	7,98	







# Fez armchair

For Fez we were inspired by the sleek and simple lines you would often see in designs from the fifties. A chair without any pretense. Just being comfortable and stylish. Fez is beautifully upholstered in the perfect shade of vintage brown high quality PU-leather.

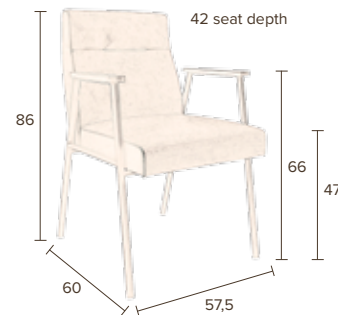
Vintage PU-leather

Plywood shell with polyether foam, density 25-30

Black powder coated steel frame, plastic feet

Birch armrest, walnut colour finish

Maximum weight load: 120 kg



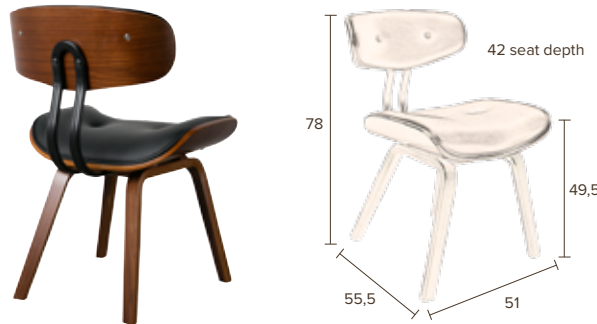
ZUIVER-CODE	GTIN-CODE	ITEM NAME			
1200111	8718548020993	ARMCHAIR FEZ VINTAGE BROWN			
PACKING	2 PCS/CTN	ORDER QTY: 2 PCS			
QTY	CTN SIZE (CM)	CBM	NW (KG)	GW (KG)	
2	63x77x74	0,359	22 (2X11)	24	



# Blackwood chair

Our chair Blackwood is Dutchbone's answer to the classical lounge chair. A comfortable addition to your seating area and packed with classic style. A nice salute to the fifties.

Padded upholstery in PU-leather  
Foam density 28  
Walnut veneered bentwood  
Black powdercoated steel frame  
Maximum weight load: 120 kg



ZUIVER-CODE	GTIN-CODE	ITEM NAME		
1100240	8718548022133	CHAIR BLACKWOOD		
PACKING	1 PCS/CTN			
QTY	CTN SIZE (CM)	CBM	NW (KG)	GW (KG)
1	52x50x41	0,11	7,8	9,5





## Scuola chair

The old-school, school chair gone chique. That's what happened to Dutchbone's Scuola chair, which has its origin in a small Italian workshop. The dark wood and black frame gives it an educated look. Yet we did not remove its basic qualities. Scuola is stackable and very capable of heavy duty usage. Perfect for bars and restaurants. When combined with table Scuola you have a match made in old - school, furniture heaven.

Back and seat in beech plywood, stained in walnut colour and finished with transparent varnish  
 Black powder coated steel frame  
 Stackable  
 Maximum weight load: 120 kg

ZUIVER-CODE	GTIN-CODE	ITEM NAME			
1100239	8718548022126	CHAIR SCUOLA			
PACKING	4 PCS/CTN	ORDER QTY: 4 PCS			
QTY	CTN SIZE (CM)	CBM	NW (KG)	GW (KG)	
4	58x48,5x119	0,33	20 (4X5)	22	

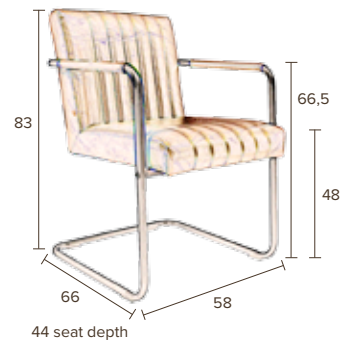




# Stitched armchair

Stitched is a very comfortable cantilever framed chair, upholstered with high quality PU-leather. The black frame is responsible for a comfortable little bounce. Stitched got its name because of the detailed stitching we used in the upholstery. Stitched comes in two stylish colours.

Vintage PU-leather upholstery & armrests  
Plywood shell with polyether foam, density 24-28  
Black powder coated steel frame, plastic gliders  
Maximum weight load: 120 kg



ZUIVER-CODE	GTIN-CODE	ITEM NAME			
1200117	8718548023222	ARMCHAIR STITCHED COGNAC			
1200118	8718548023239	ARMCHAIR STITCHED DARK GREY			
PACKING	2 PCS/CTN	ORDER QTY: 2 PCS			
QTY	CTN SIZE (CM)	CBM	NW (KG)	GW (KG)	
2	83x57x53	0,243	25,6 (2x12,8)	28	



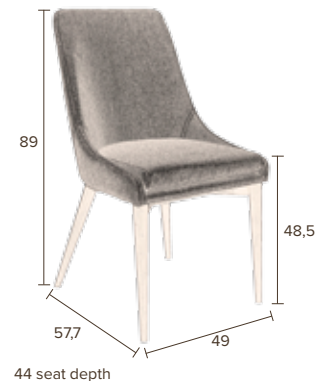




# Juju chair

Simple beauty packed with style inspired by old colonial times. Her dark wooden legs, the fine fabric and her elegant style, that is what makes Juju the ultimate dining room chair.

100% polyester fabric  
 Shell: metal tube inner frame + foam filling  
 Ash wood legs, walnut colour finish  
 Separate seat cushion with removable cover  
 Maximum weight load: 100 kg



ZUIVER-CODE	GTIN-CODE	ITEM NAME			
1100232	8718548021181	CHAIR JUJU GREY			
1100233	8718548021204	CHAIR JUJU KHAKI			
PACKING	2 PCS/CTN	ORDER QTY: 2 PCS			
QTY	CTN SIZE (CM)	CBM	NW (KG)	GW (KG)	
2	80x59x62	0,293	14,7 (2x7,35)	17,3	

**TIME FOR TABLES.  
DINNERTIME OR ANY TIME.**







# Crude table

Every interior design collection needs a simple, beautiful wooden dining table. For Dutchbone this is table Crude. A characteristic old Elm wooden table top, supported by a sturdy and dark metal frame. The combination of the dark metal and the warm colour of the wood is very pleasing to the eye. And to your interior as well!

32 mm solid recycled\* old elm table top,  
finished with natural PU-coating  
Black powder coated iron frame  
Maximum weight load: 100 kg



\*The wood is reclaimed from old houses or interiors that are renovated or rebuilt. This gives each table top its unique character.



ZUIVER-CODE	GTIN-CODE	ITEM NAME		
2100012	8718548026612	TABLE CRUDE 180x90		
PACKING	1 PCS/2 CTN			
COMPONENT	CTN SIZE (CM)	CBM	NW (KG)	GW (KG)
CTN 1	184x94x9	0,16	38,5	40,5
CTN 2	82x77x21	0,13	24	26

ZUIVER-CODE	GTIN-CODE	ITEM NAME		
2100011	8718548025936	TABLE CRUDE 200x90		
PACKING	1 PCS/2 CTN			
COMPONENT	CTN SIZE (CM)	CBM	NW (KG)	GW (KG)
CTN 1	204x94x9	0,17	42,8	44,5
CTN 2	82x77x21	0,13	24	26



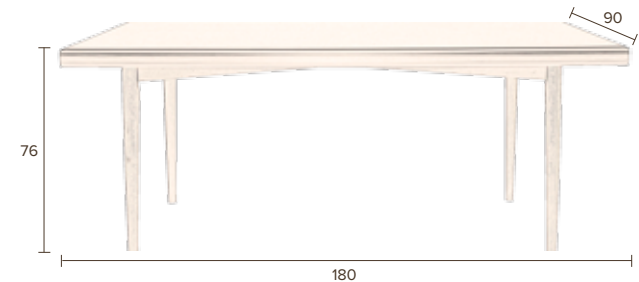


## Juju table

Table Juju looks a bit like a table from the fifties, but look again and consider its size: 180x90 cm. No fifties table was ever made this big. Until now.

Table Juju has a smooth surface with sides in walnut veneer and is blessed with nicely tapered legs in an A-frame construction.

6 cm MDF hollow table top, finished in matte black  
Sides with walnut veneer  
Ash wood legs, walnut colour finish




ZUIVER-CODE	GTIN-CODE	ITEM NAME		
2100054	8718548021228	TABLE JUJU 180x90		
PACKING	1 PCS/CTN			
QTY	CTN SIZE (CM)	CBM	NW (KG)	GW (KG)
1	189x99x25,5	0,477	35	41



# Scuola table

The combination of black steel and dark wood never gets old. We found the predecessor of this table in an Italian workshop. We tweaked it to our perfection. With tapered steel legs and a sleek table top Scuola came to life for us. We added chair Scuola to this table, to complete the look.

2 cm birch plywood table top, stained in walnut colour and finished with transparent varnish  
 Black powder coated steel frame  
 Adjustable in height: 74 or 76 cm  
 Maximum weight load: 150 kg



ZUIVER-CODE	GTIN-CODE	ITEM NAME			
2100059	8718548022102	TABLE SCUOLA 140x70			
2100060	8718548022119	TABLE SCUOLA 70x70			
PACKING	1 PCS/CTN				
SIZE	CTN SIZE (CM)	CBM	NW (KG)	GW (KG)	
140x70	146x76x8	0,09	25	27	
70x70	76x76x8	0,05	16	18	



# Nuts table

Here's an idea: Simplicity can be more appealing than luxury. Our table Nuts is a good example of this theory. Familiar but never boring, with its dark walnut veneer and black steel base.

Table Nuts comes in a practical size, which makes it ideal for small rooms or forgotten corners.

18 mm MDF table top, walnut veneered and natural lacquered

Black powder coated steel tube frame (Ø 66 mm)

Adjustable rubber feet

Maximum weight load: 10-150 kg (edge-middle)



ZUIVER-CODE	GTIN-CODE	ITEM NAME		
2100055	8718548021471	TABLE NUTS ROUND 90°		
PACKING	1 PCS/CTN			
QTY	CTN SIZE (CM)	CBM	NW (KG)	GW (KG)
1	96x98x11	0,103	14	18





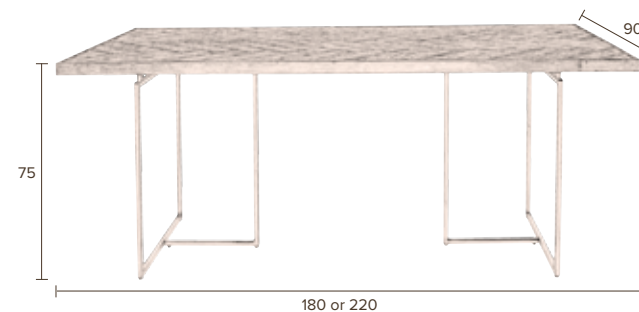
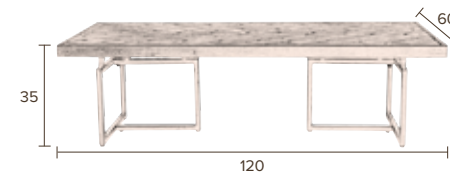


## Class table

We spotted it a while ago: The well deserved revival of the herringbone wooden floor. The pattern, the glory of the grain in the wood and the way the light playfully creates colour differences.... We just love it. So we found a way to incorporate the herringbone pattern in what we know best: Furniture. As a result we present: Dining and coffee table Class. We used the stunning wood pattern in the tabletop and combined it with an elegant base, which we gave an antique brass finish. All to make sure table Class really deserves the capital C in her name.

4 cm table top, MDF with acacia wood veneer, finished with natural PU-coating  
20 mm mild steel square tube frame, antique brass colour coated  
Maximum weight load: 200 kg

ZUIVER-CODE	GTIN-CODE	ITEM NAME		
2100013	8718548026179	TABLE CLASS 180x90		
2100014	8718548026186	TABLE CLASS 220x90		
2200016	8718548026193	COFFEE TABLE CLASS		
PACKING	1 PCS/CTN			
SIZE	CTN SIZE (CM)	CBM	NW (KG)	GW (KG)
180x90	188,5x98,5x19	0,353	42	48
220x90	228,5x98,5x19	0,428	51	58
120x60	128,5x68,4x18	0,158	22	27





## Class table





# Kapal table

Shipwrecks, abandoned sheds and demolished houses. Any of those places could easily be the previous home of your Dutchbone table Kapal.

For table Kapal we found a carpenter in Central Java, Indonesia. He makes an effort in finding old, but still beautiful teak wood. This reclaimed wood is what makes every Kapal unique. Because when Kapal is in use in your home, the tabletop will take its final shape. It may randomly but beautifully crack and show lines. Those small cracks enhance the tough look we wanted for table Kapal.

4 cm solid recycled teak table top

Carbon steel legs, Ø 3-6 cm

Maximum weight load: 80 kg



Note: Solid wood is a natural product, which will continue to work due to changes in temperature and humidity in its environment. This will cause the wood to shrink or expand, which might lead to cracks.

ZUIVER-CODE	GTIN-CODE	ITEM NAME		
2100052	8718548020320	TABLE KAPAL 160x80		
2100053	8718548020337	TABLE KAPAL 200x90		
PACKING	1 PCS/CTN			
SIZE	CTN SIZE (CM)	CBM	NW (KG)	GW (KG)
160X80	162x13x82	0,19	23	25
200x90	202x13x92	0,26	30	32







# Arabica coffee table

During our travels through Asia we noticed every small village has its coffee 'corner', where people gather to drink a strong brewed coffee, sitting at small tables. Tables like our coffee table Arabica. We gave ours a twist though. Quite literally. In the form of the one turned wooden leg. Arabica comes in three sizes and heights, which perfectly nest together to one big overlapping coffee table.

9 mm MDF table top and plywood border  
Walnut veneered and natural lacquered  
Rubber wood legs, walnut colour finish  
Maximum weight load: 10 kg

Dimensions:  
S: 40x45 cm (Ø x H)  
L: 58,5x40 cm (Ø x H)  
XL: 78x35 cm (Ø x H)



ZUIVER-CODE	GTIN-CODE	ITEM NAME		
2200003	8718548019676	COFFEE TABLE ARABICA S		
2200004	8718548019683	COFFEE TABLE ARABICA L		
2200005	8718548019690	COFFEE TABLE ARABICA XL		
PACKING	1 PCS/CTN			
SIZE	CTN SIZE (CM)	CBM	NW (KG)	GW (KG)
S	48x43,5x9,4	0,02	1,9	2,4
L	63x64,5x9	0,037	4,2	4,8
XL	83x81x9	0,061	5,2	6,5



## Kraton side table

In Indonesia we found the fundamentals of our side table Kraton. The top of the side table made out of several pieces of solid wood which are pressed together to form the surface. This remarkable technique ensures that no two Kraton's are alike and results in a rough and sturdy top. The skill of building a good interior is all about gathering notable furniture. And Kraton complies.

50 mm solid teak wood table top, chocolate lacquered  
 Black lacquered iron frame  
 Maximum weight load: 75 kg  
 Dimensions: 60x43 cm (Ø x H)



ZUIVER-CODE	GTIN-CODE	ITEM NAME		
2300044	8718548020177	SIDE TABLE KRATON CHOCOLATE		
PACKING	1 PCS/CTN			
QTY	CTN SIZE (CM)	CBM	NW (KG)	GW (KG)
1	65,5x65,5x49,5	0,21	15	16



## Brok side table

Side table Brok looks like it was on safari with Karen Blixen in the movie 'Out of Africa'. Needless to say, Brok is perfect for all adventures and classic interiors. This side table is made out of metal and has a great used and vintage look.

Iron with vintage finish  
15 mm table top on foldable frame  
Maximum weight load: 7,5 kg  
Dimensions: 78 x 40 cm (Ø x H)



ZUIVER-CODE	GTIN-CODE	ITEM NAME			
2300048	8718548020719	SIDE TABLE BROK			
PACKING	1 PCS/CTN				
QTY	CTN SIZE (CM)	CBM	NW (KG)	GW (KG)	
1	80x20x80	0,13	6,5	7,5	





# Sham coffee table

Coffee Table Sham is made out of Sheesham wood, also known as Rosewood. Sheesham is an Indonesian hardwood, which is very durable but also known for its pretty flamed patterns and varying colours. Our artisans make these versatile coffee tables by hand and put extra effort in the woodcarving of the top. This detail in the design, really adds to Sham's charm. But it doesn't stop there: Sham comes in a set of two tables, and they overlap! Because of the droplet shaped form we chose, you can play endlessly with Sham's alignment.

Set of 2 coffee tables  
25 mm solid sheesham wood table top, PU-lacquered  
Solid sheesham wood legs with brass coloured feet  
Maximum weight load: 20 kg  
Dimensions small: 70x50x33 cm (LxWxH)  
Dimensions large: 110x60x40 cm (LxWxH)



ZUIVER-CODE	GTIN-CODE	ITEM NAME		
2200006	8718548024397	COFFEE TABLE SHAM SET OF 2		
PACKING	1 PCS/CTN (SET OF 2)			
QTY	CTN SIZE (CM)	CBM	NW (KG)	GW (KG)
1 (SET OF 2)	114x64x22	0,161	12	15



## Clay side table

Look at side table Clay here. Yes, it is small but it fills a whole room with pure personality. Clay was crafted from a solid slab of Sheesham wood. We love Sheesham wood for its durability, but especially for the beautiful colour variations and flamed pattern. But it doesn't stop there, we've also put some elbow grease into the legs. They are slim, but have a rough look as if we formed them by hand.

40 mm solid sheesham wood table top, PU-lacquered  
Cast iron legs in clayed look, black powder coated  
Maximum weight load: 15 kg  
Dimensions: 35-38x40 cm (Ø x H)



ZUIVER-CODE	GTIN-CODE	ITEM NAME		
2300056	8718548024434	SIDE TABLE CLAY		
PACKING	1 PCS/CTN			
QTY	CTN SIZE (CM)	CBM	NW (KG)	GW (KG)
1	40x42x10	0,02	11,3	13,2



## Elia side table

The combination of brass and black powder coated iron is always a good one. The result is a sturdy, yet elegant and super trendy little side table. The simple forms and textures of side table Elia is what makes it a versatile little table. Made to be used all over the house.

Iron table top with 10 mm border, black powder coated  
Iron legs, black powder coated  
Brass feet, natural lacquered  
Maximum weight load: 6 kg  
Dimensions: 37x59 cm (Ø x H)

ZUIVER-CODE	GTIN-CODE	ITEM NAME		
2300063	8718548025165	SIDE TABLE ELIA BLACK/BRASS		
PACKING	1 PCS/CTN			
QTY	CTN SIZE (CM)	CBM	NW (KG)	GW (KG)
1	42x28x45	0,051	2,6	5,18







## Eliot side table

Good things often come in twos. At least here at Dutchbone. Mostly because we don't want to choose and like to give you more choice. Or because we fall in love with a detail and we want to use it in more than one design. Something similar happened with side table Eliot. Like side table Elia it is blessed with shiny brass socks. And like his brother, Eliot is sturdy and a versatile little table!

Iron table top with 10 mm border, antique brass plated, clear powder coated  
Iron legs, antique brass plated, clear powder coated  
Brass feet, natural lacquered  
Maximum weight load: 10 kg  
Dimensions: 37x59 cm (Ø x H)

ZUIVER-CODE	GTIN-CODE	ITEM NAME			
2300062	8718548025158	SIDE TABLE ELIOT BRASS ANTIQUE			
PACKING	1 PCS/CTN				
QTY	CTN SIZE (CM)	CBM	NW (KG)	GW (KG)	
1	55x43x12	0,028	4	5,85	





# Bast side table

Do you remember how we work with impeccable woodcarvers from the Dunbar region in India? They hand carve wood to make stamps for printing on fabric. Their work never ceases to inspire us. So now we transferred their creative, beautiful and ancient old patterns on to metal and created a table top. Because we like you to have a choice: Side table Bast comes in copper, metal and brass!

Solid sheesham wood, PU-lacquered  
 Table top covered with mild steel sheet,  
 with hand embossed pattern  
 Feet in same colour metal as top  
 Maximum weight load: 10 kg  
 Dimensions: 40x50 cm (Ø x H)



brass



metal



copper



ZUIVER-CODE	GTIN-CODE	ITEM NAME			
2300053	8718548024403	SIDE TABLE BAST COPPER			
2300054	8718548024410	SIDE TABLE BAST METAL			
2300055	8718548024427	SIDE TABLE BAST BRASS			
PACKING	1 PCS/CTN				
QTY	CTN SIZE (CM)	CBM	NW (KG)	GW (KG)	
1	45x45x9	0,02	2,1	3,2	



# Abbas side table

Side table Abbas looks like a serving tray from Marrakech that has magically grown legs. Like it was granted a wish from a genie in a bottle. First wish was: ‘Give me a brass casted look’. Second wish was: ‘Grow me nice thin legs’. Third wish was: ‘Make me a Dutch-bone side table.’ We happily complied.

Cast aluminium, brass plated  
 Maximum weight load: 15 kg  
 Dimensions: 45x45x41 cm (WxDxH)



ZUIVER-CODE	GTIN-CODE	ITEM NAME			
2300065	8718548025202	SIDE TABLE ABBAS			
PACKING	1 PCS/CTN				
QTY	CTN SIZE (CM)	CBM	NW (KG)	GW (KG)	
1	50x62x8	0,025	3,48	5,15	





## Emerald side table

We would like to imagine Marilyn Monroe would have embellished her lounge area with side table Emerald. It just has that über luxurious fifties chic. The deep emerald green marble top has rich dark markings and lines. With its bronze powder coated base, Emerald will quickly help to set the tone in your room.

15 mm green marble table top  
13 mm iron tube frame,  
powder coated in bronze colour  
Maximum weight load: 20 kg  
Dimensions: 41x55 cm (Ø x H)



ZUIVER-CODE	GTIN-CODE	ITEM NAME		
2300064	8718548025196	SIDE TABLE EMERALD		
PACKING	1 PCS/CTN			
QTY	CTN SIZE (CM)	CBM	NW (KG)	GW (KG)
1	45x17x57	0,0436	6,9	9,5



## Alim side table

Our Alim nesting side tables have a cosmopolitan character. Each tabletop has its own handsome finish: Brass, metal and antique copper. The warm tones of the tabletops are accentuated by the black powder coated metal legs. Spread these nesting side tables when entertaining and arrange them together after your guests have left. No matter how you use them, placed together or alone, next to a favorite chair, our Alim tables bring an interesting glow into the room.

### Set of 3 side tables

6 mm cast aluminium table top,  
plated with antique copper, brass or metal  
Iron legs, black powder coated  
Brass detailed feet

Maximum weight load: 10 kg

Dimensions S: 35,5x39,5 cm (Ø x H)

Dimensions M: 35,5x45 cm (Ø x H)

Dimensions L: 35,5x48 cm (Ø x H)



ZUIVER-CODE	GTIN-CODE	ITEM NAME			
2300073	8718548025363	SIDE TABLE ALIM SET OF 3			
PACKING	1 PCS/CTN (SET OF 3)				
QTY	CTN SIZE (CM)	CBM	NW (KG)	GW (KG)	
1 (SET OF 3)	42x42x18	0,032	7,34	10,95	



## By Hand side table

For our block printed Dutchbone items we work with woodcarvers from the riverbanks in the Dhundbar region of India. Here craftsmen carve the wooden stamps needed to print fabrics.

We found the stamps themselves were already a work of art. Table By Hand is a tribute to their craftsmanship. Each table is hand carved.

Table Sheesham is the perfect match with By Hand.

Solid sheesham wood

35 mm table top, hand carved, PU-lacquered

Maximum weight load: 10 kg (M), 12 kg (L)

Dimensions:

M: 35x37 cm (Ø x H)

L: 40x45 cm (Ø x H)



ZUIVER-CODE	GTIN-CODE	ITEM NAME		
2300045	8718548020184	SIDE TABLE BY HAND M		
2300046	8718548020191	SIDE TABLE BY HAND L		
PACKING	1 PCS/CTN			
SIZE	CTN SIZE (CM)	CBM	NW (KG)	GW (KG)
M	41x39x11	0,018	2,5	4
L	49x44x11	0,024	3,4	4,5





# Sheesham side table

For our block printed Dutchbone items we work with woodcarvers from the riverbanks in the Dhundbar region of India. There craftsmen carve the wooden stamps needed to print fabrics.

We found the stamps themselves were already a work of art. Table Sheesham is a tribute to their craftsmanship. Each table is hand carved.

Table By Hand is the perfect match with Sheesham.

Solid sheesham wood

35 mm table top, hand carved, PU-lacquered

Maximum weight load: 10 kg

Dimensions: 30x46 cm (Ø x H)



ZUIVER-CODE	GTIN-CODE	ITEM NAME		
2300047	8718548020207	SIDE TABLE SHEESHAM		
PACKING	1 PCS/CTN			
QTY	CTN SIZE (CM)	CBM	NW (KG)	GW (KG)
1	49x34x11	0,018	2,9	4

**TAKE A SEAT.  
A COMFORTABLE ONE.**









## Chester sofa


At Dutchbone we are often inspired by classic designs from the early twentieth century. Like the Chesterfield sofa, which actually originates from the eighteenth century. We have decided that this classic design is back in style, yet again. Of course our version comes with a 21st century twist. We skipped the leather and used a nice vintage cotton for a surprising effect. Sofa Chester is smaller than most of its ancient predecessors and therefore suitable for any interior.

100% cotton fabric, colour fastness 3-4

Filling: polyether foam, density 30-35

Solid oak legs, dark brown finish

Maximum weight load: 600 kg



ZUIVER-CODE	GTIN-CODE	ITEM NAME		
3200028	8718548020795	SOFA CHESTER VINTAGE FOREST 13		
PACKING	1 PCS/CTN			
QTY	CTN SIZE (CM)	CBM	NW (KG)	GW (KG)
1	194x101x82	1,607	39	41



# Smoker lounge chair

Lounge chair Smoker brings back memories of old timer, family cars. The bucket seats from these old-timers were in a way designed for a proper lounge area. In honor of these old-timer carseats we introduce Smoker. This very comfortable chair comes in three vintage colours.

100% polyester fabric with mixed fabric piping  
(57% viscose, 28% linen, 15% cotton)

> 35.000 Martindale

Filling: polyurethane foam

Foam density seat 32, back 25

Solid oak legs, dark brown oil finish

Maximum weight load: 120 kg



ZUIVER-CODE	GTIN-CODE	ITEM NAME		
3100024	8718548019867	LOUNGE CHAIR SMOKER DARK GREY		
3100025	8718548019874	LOUNGE CHAIR SMOKER RED		
3100026	8718548019881	LOUNGE CHAIR SMOKER BEIGE		
PACKING	1 PCS/CTN			
QTY	CTN SIZE (CM)	CBM	NW (KG)	GW (KG)
1	76x63x82	0,392	9,5	12



# Bar lounge chair

Suddenly we saw it slowly coming up. Everywhere we travelled: Liberally upholstered easy chairs. Lots of cushioning and lots of comfortable fabric. Lounge chair Bar is our version to that spotted trend. Our design team loves the seventies feel Bar has.

100% polyester fabric  
 Plywood shell with PU-foam, density 25-30  
 Black steel swivel frame  
 Maximum weight load: 150 kg



ZUIVER-CODE	GTIN-CODE	ITEM NAME			
3100029	8718548021457	LOUNGE CHAIR BAR LIGHT GREY			
3100030	8718548021464	LOUNGE CHAIR BAR DARK GREY			
PACKING	1 PCS/CTN				
QTY	CTN SIZE (CM)	CBM	NW (KG)	GW (KG)	
1	90x41x69	0,255	17	21	



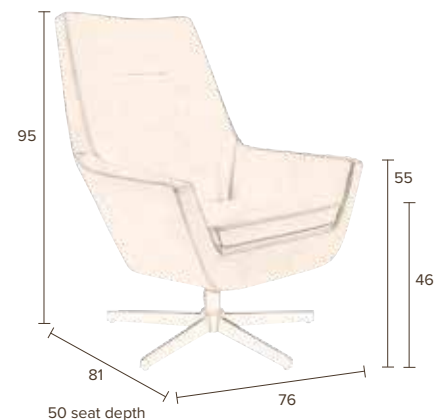




# Don lounge chair

Lounge chair Don is for men with barbered beards and old school tattoos. But also for anyone with a stylish interior which is in need of a good, swivel footed easy chair. Don is a dandy lounge chair and a real stand-alone. Don comes in two colours: black and cognac.

Upholstery in leatherlook (100% PU)  
 Filling: polyester foam  
 Foam density seat 30, back 25  
 Black powdercoated steel swivel frame  
 Maximum weight load: 150 kg



ZUIVER-CODE	GTIN-CODE	ITEM NAME			
3100027	8718548020153	LOUNGE CHAIR DON BLACK			
3100028	8718548020160	LOUNGE CHAIR DON COGNAC			
PACKING	1 PCS/CTN				
QTY	CTN SIZE (CM)	CBM	NW (KG)	GW (KG)	
1	L-shaped box: 74 (31/43)x77x79(43/46)	0,31	12,5	15,5	



# Kubu armchair

The beauty of rattan is not only in its natural colour, feel and looks, it is also in its characteristics. It grows for instance, in otherwise barren swamp areas and at an alarming rate of about 40 meters every year. We kept it uncoloured, and therefore not only at its prettiest but also at its environmental friendliest. We choose to work with the slightly thicker Kubu rattan for more style.

With its considered detailing and sensitive use of rattan, armchair Kubu is a perfect blend of boldness and elegance. The thin black powder coated frame and wooden armrests result in both a stylish and strong armchair. Armchair Kubu's seat is made out of a thicker rattan, 6-8 mm, which you can style up with Dutchbones sheepskin Shaun for even more comfort and even more style.

Kubu rattan shell

Black powder coated iron frame with rubber feet

Solid teak armrests

Maximum weight load: 100 kg

ZUIVER-CODE	GTIN-CODE	ITEM NAME		
1200115	8718548020764	ARMCHAIR KUBU		
PACKING	1 PCS/CTN			
QTY	CTN SIZE (CM)	CBM	NW (KG)	GW (KG)
1	80x78x89	0,555	10,36	15,13





# Kubu Round chair

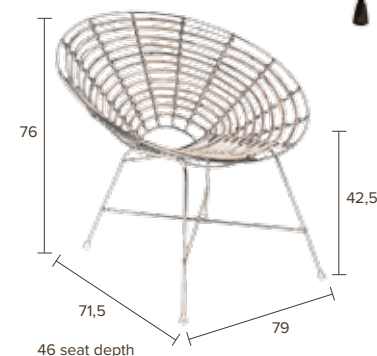
The beauty of rattan is not only in its natural colour, feel and looks, it is also in its characteristics. It grows for instance, in otherwise barren swamp areas and at an alarming rate of about 40 meters every year. We kept it uncoloured, and therefore not only at its prettiest but also at its environmental friendliest. We choose to work with the slightly thicker Kubu rattan for more style.

Chair Kubu Round is a sculptural armchair, made out of sturdy natural Kubu rattan and an elegant, thin black powder coated frame. Kubu Round is the perfect combination of an elegant curve with a compact and simple form.

Kubu Round can be styled up with Dutchbones sheepskin Shaun for even more comfort and even more class.

Kubu rattan shell  
Black powder coated iron frame  
Rubber feet  
Maximum weight load: 100 kg

ZUIVER-CODE	GTIN-CODE	ITEM NAME			
1100229	8718548020757	CHAIR KUBU ROUND			
PACKING	1 PCS/CTN				
QTY	CTN SIZE (CM)	CBM	NW (KG)	GW (KG)	
1	83x70x50	0,291	7,96	11,6	





**DO NOT MESS THINGS UP.  
GET ORGANIZED.**



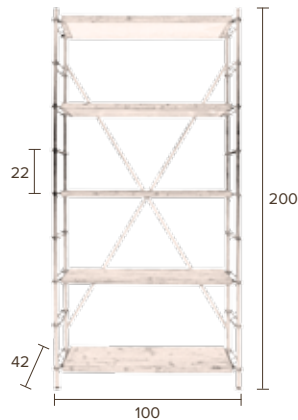




# Iron shelf

Build-a-rack with Dutchbone's shelf Iron. This sturdy and tough looking shelving system comes with two stands and five teak shelves. The beauty of shelf Iron is that you can expand and therefore create a bookcase to your liking. Just keep adding shelves and stands and build your own bookcase...

Iron frame with vintage look powdercoating  
Solid wood shelves, natural lacquered  
Maximum weight load: 150 kg



ZUIVER-CODE	GTIN-CODE	ITEM NAME		
4200001	8718548023321	SHELF IRON		
PACKING	1 PCS/CTN			
QTY	CTN SIZE (CM)	CBM	NW (KG)	GW (KG)
1	205x25x46	0,236	25	27









## Sol cabinet and sideboard







# Sol cabinet and sideboard

Papers, papers and even more papers. Our cabinet Sol will cherish them all for you. This pretty vintage-looking cabinet is inspired by old school sideboards. Because one can never have too many drawers, our translation of this classic comes in three sizes: Tall, smaller and a fabulous sideboard.

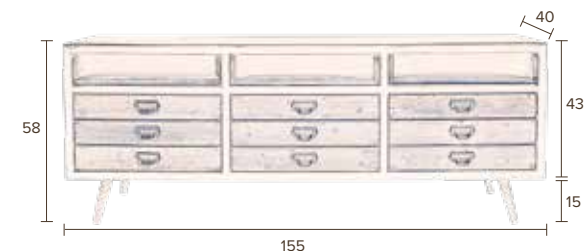
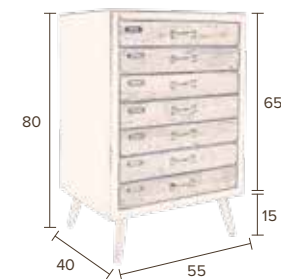
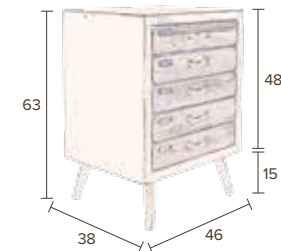
MDF body in vintage iron look, n/c lacquered  
Solid pine wood drawers in vintage finish  
Metal handles & label holders  
Stoved iron legs

Number of drawers:

Sol M: 2 large (double) drawers + 1 small one at the top

Sol L: 3 large (double) drawers + 1 small one at the top

Sol sideboard: 3 large (double) drawers, 3 small drawers + 3 open drawers at the top



ZUIVER-CODE	GTIN-CODE	ITEM NAME		
4100007	8718548020832	CABINET SOL L		
4100008	8718548020849	CABINET SOL M		
4300001	8718548020856	SIDEBOARD SOL		
PACKING	1 PCS/CTN			
SIZE	CTN SIZE (CM)	CBM	NW (KG)	GW (KG)
L	60x45x71	0,192	17	19
M	51x43x54	0,118	12	14
SIDEBOARD	160x45x49	0,353	33	35







# Fuz cabinet and sideboard

Vintage yet modern, old school but brand new. Our Fuz cabinet and sideboard have it all. These dark wooden pieces with wood carved panels, are more than average storage units. They are potential future heirlooms!

Solid pinewood in vintage finish  
 Carved floral pattern  
 Cabinet: 2 large drawers, 2 smaller drawers and 2 doors with magnetic closure  
 Sideboard: 4 drawers and 2 doors with magnetic closure



ZUIVER-CODE	GTIN-CODE	ITEM NAME			
4100015	8718548020818	CABINET FUZ			
4300002	8718548020825	SIDEBOARD FUZ			
PACKING	1 PCS/CTN				
SIZE	CTN SIZE (CM)	CBM	NW (KG)	GW (KG)	
CABINET	69x49x127,5	0,431	26	28	
SIDEBOARD	168x49x59	0,486	23	25	





# Brooke cabinet

Our small cabinet Brooke is as versatile as can be. This smart and pretty locker is made of metal. It has two compartments and stands most conveniently on wheels. Use it under your desk for storing papers or next to your bed as a nightstand, even in your kitchen as the perfect extra cupboard for spices and a respectable oil and vinegar collection.

Iron with vintage finish  
 2 doors with magnetic closure  
 On wheels (6 cm castors)



ZUIVER-CODE	GTIN-CODE	ITEM NAME			
4100016	8718548022096	CABINET BROOKE			
PACKING	1 PCS/CTN				
QTY	CTN SIZE (CM)	CBM	NW (KG)	GW (KG)	
1	50,5x41,5x80	0,17	11,5	13	







# Juju sideboard

For years now we have had a family heirloom standing at our headquarters. It was a signature cabinet originating from the house of one of our grandmothers. It was over 40 years old and suddenly completely in style again. So much so, it inspired us to include a similar design in our collection: Cabinet Juju a.k.a Grandma's cabinet.

MDF body and inside, finished in matte black  
Walnut veneered doors & drawer fronts  
Ash wood legs, walnut colour finish

Sideboard low:



2 doors and shelves, 1 drawer, 1 flap compartment with cable opening at the back

Sideboard high:

3 doors and 3 shelves



ZUIVER-CODE	GTIN-CODE	ITEM NAME			
4300003	8718548021167	SIDEBOARD JUJU LOW			
4300004	8718548021174	SIDEBOARD JUJU HIGH			
PACKING	1 PCS/CTN				
SIZE	CTN SIZE (CM)	CBM	NW (KG)	GW (KG)	
LOW	159x49x22	0,171	37	40	
HIGH	161,5x50,5x22	0,1719	38	41,3	



**WHENEVER YOU NEED COMFORT,  
CARPETS ARE THERE FOR YOU.**









# Bid carpet

Carpet Bid features a classic pattern in bright, bold colours. Don't be fooled by its antique look. Carpet Bid is crafted from modern materials, made to endure heavy traffic and all sorts of wear and tear. Carpet Bid comes in two colour settings: Old Red and Old Green. They are like fraternal twins. They look alike, but at the same time are very different. So be aware, picking a favorite won't be easy.

Machine-woven carpet with fringes  
 38% rayon, 26% cotton, 26% acrylic, 10% polyester  
 Synthetic rubber backing, anti slip

2 sizes:

- 170 x 240 cm (WxL)
- 200 x 300 cm (WxL)



ZUIVER-CODE	GTIN-CODE	ITEM NAME		
6000052	8718548023932	CARPET BID 170X240 OLD RED		
6000053	8718548023949	CARPET BID 170X240 OLD GREEN		
6000057	8718548023987	CARPET BID 200X300 OLD RED		
6000058	8718548023994	CARPET BID 200X300 OLD GREEN		
PACKING	1 PCS/PLASTIC			
SIZE	PACKING SIZE (CM)	CBM	NW (KG)	GW (KG)
170X240	183x13,5 (LxØ)	0,026	4,9	5,8
200X300	206x13,5 (LxØ)	0,029	7,2	8



# Jar carpet

It is the unexpected use of colour in carpet Jar, that reinvents the classical motifs we chose. Motifs that are inspired by old cultures. The Egyptian and Aztec symbols and lines give Jar its extra charm. But... no mistake; Unlike its pattern, carpet Jar is super contemporary. It is crafted from new durable materials, allowing it to withstand heavy use in the busiest areas of your home. Carpet Jar is hard wearing, but feels super soft to the touch at the same time.

Machine-woven carpet with fringes  
38% rayon, 26% cotton, 26% acrylic, 10% polyester  
Synthetic rubber backing, anti slip

2 sizes:

- 170 x 240 cm (WxL)
- 200 x 300 cm (WxL)

ZUIVER-CODE	GTIN-CODE	ITEM NAME		
6000054	8718548023956	CARPET JAR 170X240 OLD GREEN		
6000055	8718548023963	CARPET JAR 170X240 GOLDEN BROWN		
6000056	8718548023970	CARPET JAR 170X240 OLD RED		
6000059	8718548024007	CARPET JAR 200X300 OLD GREEN		
6000060	8718548024014	CARPET JAR 200X300 GOLDEN BROWN		
6000061	8718548024021	CARPET JAR 200X300 OLD RED		
PACKING	1 PCS/PLASTIC			
SIZE	PACKING SIZE (CM)	CBM	NW (KG)	GW (KG)
170X240	183x13,5 (LxØ)	0,026	4,9	5,8
200X300	206x13,5 (LxØ)	0,029	7,2	8







# Rugged carpet

Our carpet Rugged is the perfect translation from old to new. Although this vintage rug resembles a classic carpet, it is very contemporary. Made of modern materials with modern techniques. This trendy woven carpet seems a sanded Persian rug, but is very soft and therefore more comfortable.

Machine woven carpet

Composition: 66% viscose, 25% cotton, 9% polyester

Synthetic rubber backing, anti slip

2 sizes:

- 170x240 cm (WxL)
- 200x300 cm (WxL)

ZUIVER-CODE	GTIN-CODE	ITEM NAME		
6000022	8718548019195	CARPET RUGGED 170x240 DARK		
6000023	8718548019201	CARPET RUGGED 200x300 DARK		
6000024	8718548019218	CARPET RUGGED 170x240 LIGHT		
6000025	8718548019225	CARPET RUGGED 200x300 LIGHT		
6000026	8718548019232	CARPET RUGGED 170x240 OCEAN		
6000027	8718548019249	CARPET RUGGED 200x300 OCEAN		
PACKING	1 PCS/PLASTIC			
SIZE	PACKING SIZE (CM)	CBM	NW (KG)	GW (KG)
170x240	180x10 (LxØ)	0,018	5,3	5,7
200x300	205x15 (LxØ)	0,047	7,8	8,2







# Shisha carpet

Carpet Shisha is a typical new classic. We took a traditional pattern and used modern techniques to make a low-pile and surprisingly soft carpet. This rug is available in three shades. The two lightest shades have a chique, faded design. Shisha has a fringe-edge for a classy finishing touch.

Machine woven carpet with fringes  
 Pile: 90% heat-set polypropylene Decolan and 10% viscose, for a wool-like appearance with a silky shine  
 Back finished with jute

- 3 sizes:
- 67x245 cm (WxL)
  - 160x235 cm (WxL)
  - 200x295 cm (WxL)



desert



cave



forest

ZUIVER-CODE	GTIN-CODE	ITEM NAME		
6000013	8718548019089	CARPET SHISHA 67x245 DESERT		
6000014	8718548019096	CARPET SHISHA 160x235 DESERT		
6000015	8718548019102	CARPET SHISHA 200x295 DESERT		
6000016	8718548019119	CARPET SHISHA 67x245 CAVE		
6000017	8718548019126	CARPET SHISHA 160x235 CAVE		
6000018	8718548019133	CARPET SHISHA 200x295 CAVE		
6000019	8718548019140	CARPET SHISHA 67x245 FOREST		
6000020	8718548019157	CARPET SHISHA 160x235 FOREST		
6000021	8718548019164	CARPET SHISHA 200x295 FOREST		
PACKING	1 PCS/CTN			
SIZE	PACKING SIZE (CM)	CBM	NW (KG)	GW (KG)
67x245	82x20 (L x Ø)	0,02	4,583	4,72
160x235	175x23 (L x Ø)	0,05	10,488	10,8
200x295	220x25 (L x Ø)	0,09	16,53	16,86



# Icon carpet

A classic print in our Dutch royal colours. Very comfortable because of the modern techniques we used by printing this classic design on a very soft, low pile carpet. These are just some of the good features of our carpet Icon. They come in two respectable sizes, a perfect match for rooms and seating areas.

Machine-woven carpet  
66% viscose, 25% cotton, 9% polyester  
Synthetic rubber backing, anti slip

2 sizes:

- 170 x 240 cm (WxL)
- 200 x 300 cm (WxL)



ZUIVER-CODE	GTIN-CODE	ITEM NAME		
6000049	8718548023802	CARPET ICON 170X240		
6000050	8718548023819	CARPET ICON 200X300		
PACKING	1 PCS/PLASTIC			
SIZE	PACKING SIZE (CM)	CBM	NW (KG)	GW (KG)
170X240	183x13,5 (LxØ)	0,026	5,3	5,9
200X300	206x13,5 (LxØ)	0,029	7,8	8,4





## Rural carpet

This light weight carpet with its satisfying worn look can fit in anywhere in the house. We came across a weaver in India who was able to give this woven rug its sanded look. We chose a pattern, we picked a few colours of the earth and a playful fringe for the perfect finishing touch. Rural's size, 120x180 centimeters, makes it the ideal all-over-the-house kind of carpet. Actually we got so excited about Rural that we decided to add a throw pillow. To complete the look and because we couldn't get enough of it...

Hand-woven carpet with printed dessin  
80% jute, 20% cotton  
Dimensions: 120x180 cm (WxL)



ZUIVER-CODE	GTIN-CODE	ITEM NAME		
6000062	8718548024458	CARPET RURAL 120X180		
PACKING	4 PCS/CTN	ORDER QTY: 4 PCS		
QTY	CTN SIZE (CM)	CBM	NW (KG)	GW (KG)
4	65x50x12	0,039	10,8 (4x2,7)	11,8





# Indian Block carpet

Block printing was traditionally used on cotton cloth. But techniques and fabrics developed and nowa-days it can also be applied to thicker, sturdier fabric. Like our fabulous rug Indian Block carpet. The stamp was made by an artisan carpenter who hand carved the wooden blocks. Thereafter the print was hand stamped on the rugs. Carpet Indian Block comes in two colours; A vibrant yellow and a distinguished grey, matching colours that go very well with our other block printed items.

100% cotton, block printed by hand  
Dimensions: 120x180 cm (WxL)



ZUIVER-CODE	GTIN-CODE	ITEM NAME		
6000028	8718548019973	CARPET INDIAN BLOCK 120X180 YELLOW		
6000029	8718548019980	CARPET INDIAN BLOCK 120X180 GREY		
PACKING	4 PCS/CTN	ORDER QTY: 4 PCS		
QTY	CTN SIZE (CM)	CBM	NW (KG)	GW (KG)
4	65x50x12	0,039	8,4 (4X2,1)	9,4



# Jute carpet

The name of this carpet is Jute. 100% plain jute. But else there is nothing plain about this rug! Unbelievably durable and completely recyclable are only two of Jute's benefits. Jute has natural and very pleasant colour variations in warm earth tones and a style to it that puts it at home in any interior.

Hand-woven carpet  
100% jute  
Dimensions: 160x230 cm (WxL)



ZUIVER-CODE	GTIN-CODE	ITEM NAME		
6000063	8718548024465	CARPET JUTE 160x230		
PACKING	1 PCS/PLASTIC			
QTY	PACKING SIZE (CM)	CBM	NW (KG)	GW (KG)
1	162x20 (L x Ø)	0,065	11,4	11,6

**LIGHTEN UP!**  
**PLENTY OF CHOICES.**







# Arabica floor lamp

It happens more often at Dutchbone that we are so pleased with a particular detail in a design, we really want to use it again. Can you blame us? Look at these legs! The odd one included. After introducing side table Arabica, those legs kept tempting us to be used in a tripod floor lamp. But only when we found a shade special enough, did we give in. This shade is made out of paper. Made into veneer and woven in a sturdy construction. Oh, bliss!

Knockdown woven paper veneer shade with velcro  
Solid beech legs with walnut colour finish  
Black PVC cable with foot on/off switch  
Wire length: 215 cm  
Light source: E27, max. 32 watt savings  
Energy efficiency class: A++ - E (Energylabel 1)



ZUIVER-CODE	GTIN-CODE	ITEM NAME		
5100046	8718548025707	FLOOR LAMP ARABICA		
PACKING	1 PCS/CTN			
QTY	CTN SIZE (CM)	CBM	NW (KG)	GW (KG)
1	143x55x16	0,1	4	8





# Rif floor lamp

Rif is a classic and stylish three legged floor lamp. Rif is a beautiful combination of just the right details and good proportions. The perfectly balanced, fabric lampshade is supported by three sturdy dark wooden legs. We have cleverly hidden the power cord in one of the three legs for an uninterrupted design. The shade softens the light just enough to create a warm and yet functional lighting.

Conical cotton shade

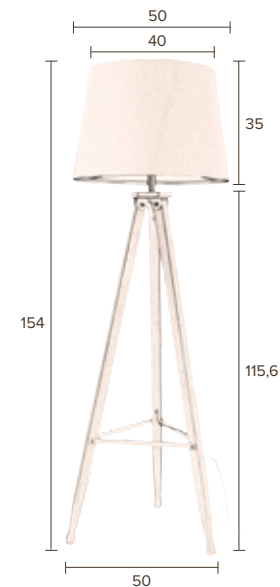
Solid rubberwood tripod base in walnut colour finish

Black PVC cable with foot on/off switch

Wire length: 196 cm

Light source: E27, max. 32 watt savings

Energy efficiency class: A++ - E (Energylabel 1)



ZUIVER-CODE	GTIN-CODE	ITEM NAME		
5100041	8718548022089	FLOOR LAMP RIF		
PACKING	1 PCS/CTN			
QTY	CTN SIZE (CM)	CBM	NW (KG)	GW (KG)
1	120x54x15,5	0,1	4,5	7,6

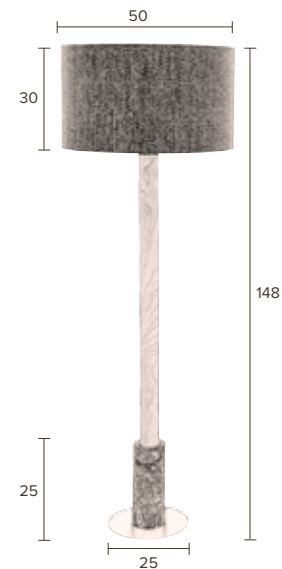


# Memphis floor lamp

For Memphis we were inspired by the Memphis style from the eighties. With its bold forms and material combinations, this style is still attractive. For floor lamp Memphis we took the best of both worlds, forms and materials from the eighties mixed with contemporary colours. Memphis has a sturdy marble foot and a rattan veneer braided shade.

Knockdown woven rattan veneer shade with velcro  
 Iron body with walnut veneer, Ø 6,1 cm  
 Marble foot, Ø 10 cm  
 Iron base  
 Black PVC cable with foot on/off switch  
 Wire length: 183 cm  
 Light source: E27, max. 32 watt savings  
 Energy efficiency class: A++ - E (Energylabel 1)

ZUIVER-CODE	GTIN-CODE	ITEM NAME		
5100052	8718548026520	FLOOR LAMP MEMPHIS		
PACKING	1 PCS/CTN			
QTY	CTN SIZE (CM)	CBM	NW (KG)	GW (KG)
1	97x53x15	0,077	8,8	11,4



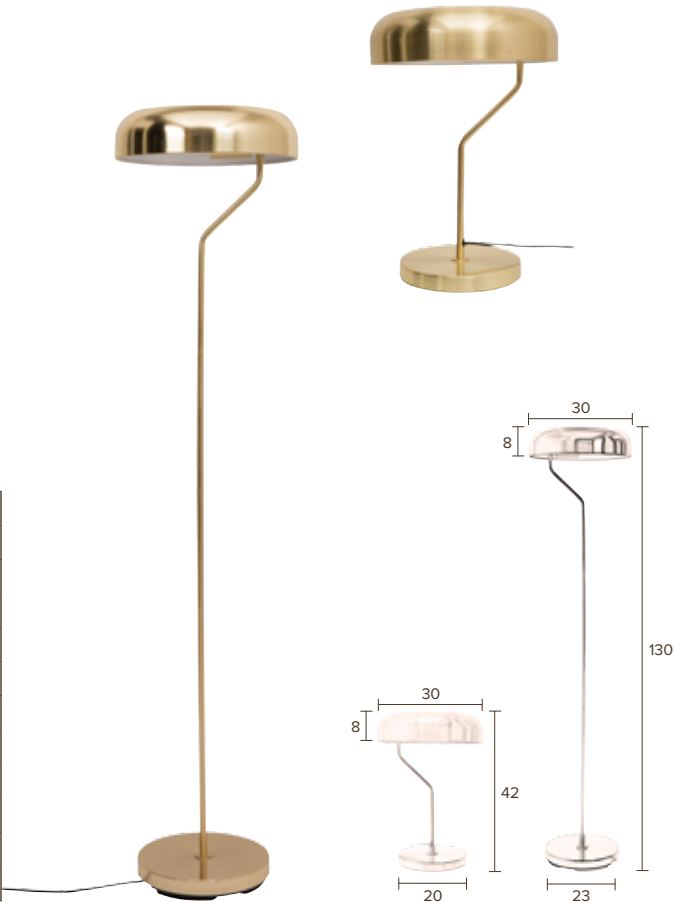


# Eclipse floor and table lamp

Eclipse sheds an iconic silhouette next to your lazy armchair or on your table or desk, casting its light into otherwise dark corners. The brass shade of Eclipse adds a touch of warm light to everyday tasks and its slender foot creates an elegant impression without trying too hard. A natural beauty is born!

Iron, brushed brass plated  
 Black textured cable with on/off switch  
 Wire length: 183 cm (floor), 160 cm (desk)  
 Dimensions base (desk): 20x2,5 cm (Ø x H)  
 Dimensions base (floor): 23x2,5 cm (Ø x H)  
 Light source: E27, max. 15 watt savings  
 Energy efficiency class: A++ - E (Energylabel 1)

ZUIVER-CODE	GTIN-CODE	ITEM NAME		
5100051	8718548026490	FLOOR LAMP ECLIPSE		
PACKING	2 PCS/CTN			
QTY	CTN SIZE (CM)	CBM	NW (KG)	GW (KG)
1	35x14x50	0,025	4	5,1
2	52x37x30,5	0,06	7,9	10,9
ZUIVER-CODE	GTIN-CODE	ITEM NAME		
5200025	8718548026506	DESK LAMP ECLIPSE		
PACKING	2 PCS/CTN		ORDER QTY: 2 PCS	
QTY	CTN SIZE (CM)	CBM	NW (KG)	GW (KG)
1	34x13x41	0,018	2,28	3,03
2	42,5x35,5x28	0,042	4,56	7,01

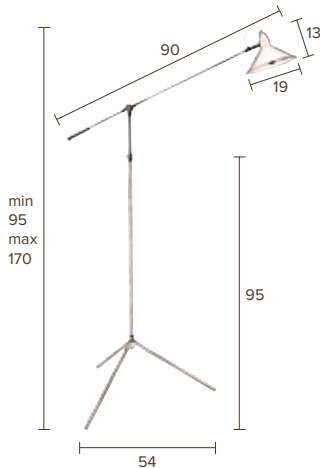




# Pat floor lamp

Floor lamp Patt is full of contradictions. It is slender, yet sturdy. Retro, yet modern. It has three legs, but it is not a tripod! Patt allows a fair amount of user interaction. By tilting, shifting and repositioning the frame and shade Patt brings light exactly where it's wanted. The frame is made from a combination of black iron and matt brass, which makes Patt 'trés chique'.

Black powder coated iron shade & base, with brass details  
 Adjustable in height and (shade) direction  
 Black PVC cable with cord on/off switch  
 Wire length: 183 cm  
 Light source: E14, max. 25 watt regular bulb, max. 9 watt savings  
 Energy efficiency class: A++ - E (Energylabel 1)



ZUIVER-CODE	GTIN-CODE	ITEM NAME			
5100045	8718548024793	FLOOR LAMP PATT			
PACKING	1 PCS/CTN				
QTY	CTN SIZE (CM)	CBM	NW (KG)	GW (KG)	
1	94x31,5x28	0,083	2,8	4,36	





# Pat wall lamp

Sometimes your wall needs a grand gesture. Then our wall lamp Patt is your savior. This very elegant and pretty wall lamp, asks for just the right attention and is never in your face. If it accidentally is, you can rapidly adjust it since the arm and the shade are easily repositioned.

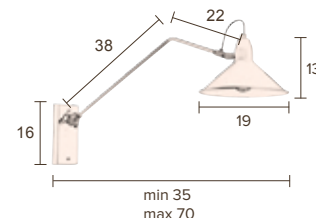
Black powder coated iron shade, arm & wall mount with brass details

Adjustable in height and (shade) direction

Dimensions wall mount: 7x2,5x16 cm (WxDxH)

Light source: E14, max. 25 watt regular bulb, max. 9 watt savings

Energy efficiency class: A++ - E (Energylabel 1)



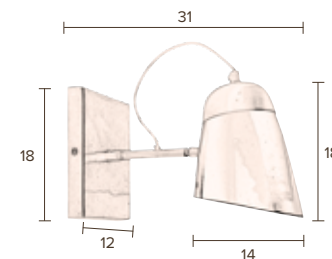
ZUIVER-CODE	GTIN-CODE	ITEM NAME		
5400002	8718548024786	WALL LAMP PATT		
PACKING	1 PCS/CTN			
QTY	CTN SIZE (CM)	CBM	NW (KG)	GW (KG)
1	69x31,5x25	0,054	0,85	2,2



# Old School wall lamp

For Old School, we were inspired by 20th century bedside fixtures. But the combination of brass and black metal works like a time machine and gives Old School its satisfying modern time touch. Another modern touch: Wall lamp Old School, has an adjustable shade and arm, so you can direct the light where you need it.

Glossy black powder coated iron shade  
 Shade top, arm & cast aluminium wall mount  
 in brass colour finish  
 Adjustable in height and (shade) direction  
 Light source: E14, max. 25 watt regular bulb,  
 max. 12 watt savings  
 Energy efficiency class: A++ - E (Energylabel 1)



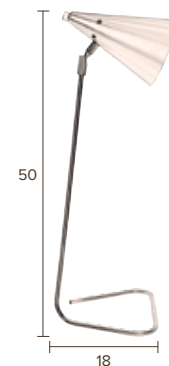
ZUIVER-CODE	GTIN-CODE	ITEM NAME		
5400003	8718548025103	WALL LAMP OLD SCHOOL		
PACKING	1 PCS/CTN			
QTY	CTN SIZE (CM)	CBM	NW (KG)	GW (KG)
1	35x19x19,5	0,013	0,8	3,3



# Brasser table lamp

The Dutchbone Design team immediately fell for the elegant thin lines of this solid brass table lamp. Imagine how this sophisticated table lamp will lighten up your desk...

- Solid brass shade & base
- Tilttable shade
- Black PVC cable with cord on/off switch
- Wire length: 180 cm
- Light source: E14, max. 25 watt regular bulb, max. 9 watt savings
- Energy efficiency class: A++ - E (Energylabel 1)



ZUIVER-CODE	GTIN-CODE	ITEM NAME		
5200020	8718548024762	TABLE LAMP BRASSER		
PACKING	4 PCS/CTN	ORDER QTY: 4 PCS		
QTY	CTN SIZE (CM)	CBM	NW (KG)	GW (KG)
1	18,5x19,5x51	0,018	0,58	0,98
4	41x53x39	0,085	2,32	5,1

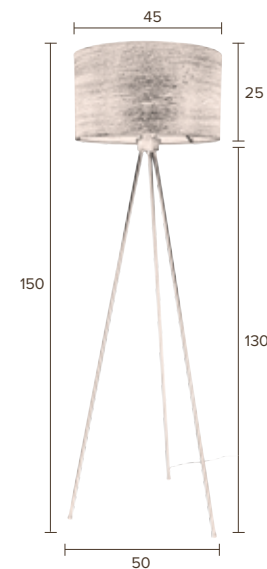
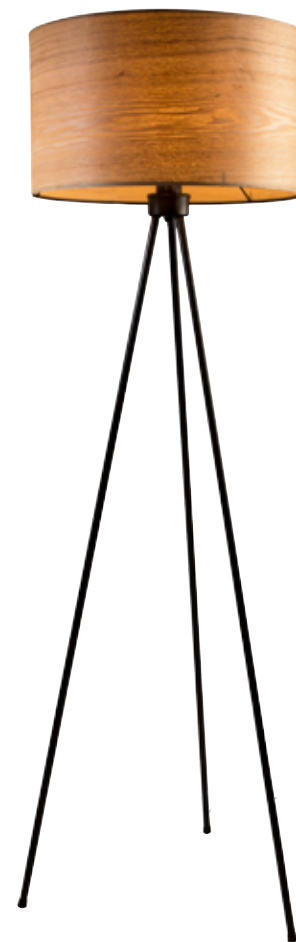




# Woodland floor lamp

When one travels around the world, shopping for inspiration for new materials, styles and products, ideas for unconventional combinations can suddenly pop up. Our design team decided to combine light and wood veneer. Ash wood turned out to give the best results in bending and emitted light colour. We gave floor lamp Woodland a graceful, slender yet sturdy tripod base made of black steel. Floor lamp Woodland also comes in a table lamp version.

Ash wood veneered shade  
Black lacquered iron tripod base  
Black PVC cable with foot on/off switch  
Wire length: 200 cm  
Light source: E27, max. 13 watt savings  
Energy efficiency class: A++ - E (Energylabel 1)



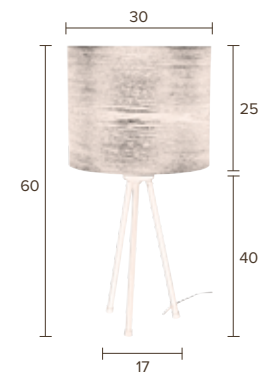
ZUIVER-CODE	GTIN-CODE	ITEM NAME		
5100032	8718548019836	FLOOR LAMP WOODLAND		
PACKING	1 PCS/CTN			
QTY	CTN SIZE (CM)	CBM	NW (KG)	GW (KG)
1	47x47x30	0,07	1,8	3,8



# Woodland table lamp

When one travels around the world, shopping for inspiration for new materials, styles and products, ideas for unconventional combinations can suddenly pop up. Our design team decided to combine light and wood veneer. Ash wood turned out to give the best results in bending and emitted light colour. We gave table lamp Woodland a graceful, slender yet sturdy tripod base made of black steel. Table lamp Woodland also comes in a floor lamp version.

Ash wood veneered shade  
 Black lacquered iron tripod base  
 Black PVC cable with on/off switch  
 Wire length: 150 cm  
 Light source: E27, max. 13 watt savings  
 Energy efficiency class: A++ - E (Energylabel 1)



ZUIVER-CODE	GTIN-CODE	ITEM NAME			
5200011	8718548019829	TABLE LAMP WOODLAND			
PACKING	1 PCS/CTN				
QTY	CTN SIZE (CM)	CBM	NW (KG)	GW (KG)	
1	33x33x30	0,03	1	1,8	

# Core pendant lamp

Pendant Lamp Core is the result of a study in simplicity and elegance. The metal shade is inspired by a 20th century classic, on which the brass socket works like an adornment. Pendant Lamp Core comes in three fine colours.

Iron shade, powder coated  
 Brass lamp socket  
 Plastic canopy, 7x7,5 cm (Ø x H)  
 PVC cable, adjustable in height  
 Wire length: 100 cm  
 Light source: E27, max. 40 watt regular bulb,  
 max. 13 watt savings  
 Energy efficiency class: A++ - E (Energylabel 1)



ZUIVER-CODE	GTIN-CODE	ITEM NAME		
5300068	8718548024809	PENDANT LAMP CORE BLACK		
5300069	8718548024823	PENDANT LAMP CORE WHITE		
5300070	8718548024847	PENDANT LAMP CORE BLUE GREY		
PACKING	2 PCS/CTN	ORDER QTY: 2 PCS		
QTY	CTN SIZE (CM)	CBM	NW (KG)	GW (KG)
1	42x42x15	0,026	1,3	1,75
2	44x44,5x32	0,063	2,6	4,75





# Raw pendant lamp

Pendant lamp Raw is created with precise attention to detail. We gave the industrial looking shade a soft touch by adding the wooden detail to the top. This pleasant contrast is what gives Pendant lamp Raw the quality of a real original classic.

Iron shade, black powder coated,  
with raster and mango wood top


Iron canopy, 11,5x2,5 cm (Ø x H)

PVC cable and metal chain, adjustable in height

Wire length: 100 cm

Light source: E27, max. 40 watt regular bulb,  
max. 13 watt savings

Energy efficiency class: A++ - E (Energylabel 1)



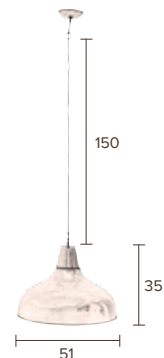
ZUIVER-CODE	GTIN-CODE	ITEM NAME		
5300072	8718548025080	PENDANT LAMP RAW		
PACKING	1 PCS/CTN			
QTY	CTN SIZE (CM)	CBM	NW (KG)	GW (KG)
1	50x53x53	0,14	4,25	6,93



# Brass Mania pendant lamp

It is amazing how far a craftsman and a sheet of metal can take you! Look at pendant lamp Brass Mania for instance. This antique brass shade represents the latest in material and style trends. It shines in all its simplicity. We took some characteristics from the barn light and mixed it with a more feminine shape. Our artisan added a black textile cable for further perfection. BAM! Another amazing pendant lamp!

Iron shade, brass colour finish outside,  
pearly white finish inside  
Iron canopy, brass colour finish, 13x3 cm (Ø x H)  
Black textured cable, adjustable in height  
Wire length: 150 cm  
Light source: E27, max. 40 watt regular bulb,  
max. 15 watt savings  
Energy efficiency class: A++ - E (Energylabel 1)




ZUIVER-CODE	GTIN-CODE	ITEM NAME			
5300076	8718548025134	PENDANT LAMP BRASS MANIA			
PACKING	1 PCS/CTN				
QTY	CTN SIZE (CM)	CBM	NW (KG)	GW (KG)	
1	55x55x42	0,127	2,15	5,1	



# Brass Freak pendant lamp

With pendant lamp Brass Freak we re-interpreted the renowned barn lamp. In this case we did so, by rendering the curves and obviously used shiny brass instead of plain metal. The advantage of using brass is in the natural patina, which will develop overtime. Getting even better with age and use. Another advantage of a brass shade, is the warm glow it adds to the light emitted.

Iron shade, brass colour finish outside,  
pearly white finish inside  
Iron canopy, brass colour finish, 13x3 cm (Ø x H)  
Black textured cable, adjustable in height  
Wire length: 150 cm  
Light source: E27, max. 40 watt regular bulb,  
max. 15 watt savings  
Energy efficiency class: A++ - E (Energylabel 1)



ZUIVER-CODE	GTIN-CODE	ITEM NAME			
5300077	8718548025141	PENDANT LAMP BRASS FREAK			
PACKING	1 PCS/CTN				
QTY	CTN SIZE (CM)	CBM	NW (KG)	GW (KG)	
1	34x36x38	0,047	0,97	3,5	





# Drop pendant lamp

Whilst designing we always ask ourselves: 'Will this new product really add something to peoples interiors?' At Dutchbone, nothing goes into production without a loud 'Yes' to that question. Pendant lamp Drop Glass also got a big 'Yes' to the question: 'Will this item be a conversation piece?'

We 'dropped' a beautiful glass bowl over a beautiful piece of sculpted mango wood. The textile cable is the finishing touch.

Ribbed glass shade

Mango wood lamp holder

Iron canopy, nickle colour finish, 13x3 cm (Ø x H)

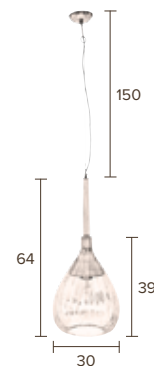
Black and white textured cable, adjustable in height

Wire length: 150 cm

Light source: E27, max. 40 watt regular bulb,  
max. 15 watt savings

Energy efficiency class: A++ - E (Energylabel 1)

ZUIVER-CODE	GTIN-CODE	ITEM NAME			
5300073	8718548025097	PENDANT LAMP DROP GLASS			
PACKING	1 PCS/CTN				
QTY	CTN SIZE (CM)	CBM	NW (KG)	GW (KG)	
1	36x37x57	0,08	2,7	5,2	

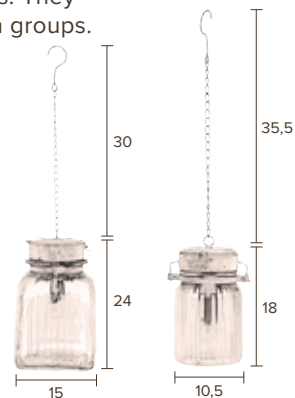




# Gabe pendant lamp

Be prepared, because pendant lamp Gabe will make you stare in amazement. It's like a lamp from the future. First of all, it doesn't seem to have a light source. Second of all, you can hang it everywhere, anywhere and all over. The secret involves a super efficient LED light and a battery! Hang Gabe under your parasol, awning and porch. Use it on the camp-site and at the beach and especially in that awkward dark corner in your house. Did you notice how we use 'and' and not 'or' in those choices? That's right: You might want to come and pick up several Gabes. They come in Small and Medium and like to shine in groups.

Ribbed glass shade  
Iron lid and chain in rusty finish  
Light source: 0,06 watt LED, not replaceable  
Batteries: 2x AA (not included)



ZUIVER-CODE	GTIN-CODE	ITEM NAME		
5300079	8718548025349	PENDANT LAMP GABE S		
PACKING	4 PCS/CTN	ORDER QTY: 4 PCS		
QTY	CTN SIZE (CM)	CBM	NW (KG)	GW (KG)
1	16,5x16,5x26	0,007	0,65	0,87
4	34,5x34,5x28	0,033	2,6	4

ZUIVER-CODE	GTIN-CODE	ITEM NAME		
5300080	8718548025356	PENDANT LAMP GABE M		
PACKING	2 PCS/CTN	ORDER QTY: 2 PCS		
QTY	CTN SIZE (CM)	CBM	NW (KG)	GW (KG)
1	21,5x21,5x32	0,015	1,5	1,85
2	44,5x23x34	0,035	3	4,3



# Wood Top pendant lamp

It takes true craftsmanship to combine durability, style and quality to create a new classic. Pendant lamp Wood Top got that professional treatment and thus a classic was born. We called it Wood Top. We started with two iron shades. One has an antique brass look, the other one has a matt black finish. We added a turned wood mango top and a textile cable. Now it is up to you to take your pick. And we wish you good luck with that, because we know that isn't easy....

Iron shade, with brass or black colour finish  
 with mango wood top  
 Iron canopy, 13x3 cm (Ø x H)  
 Black textured cable and metal chain,  
 adjustable in height  
 Wire length: 150 cm  
 Light source: E27, max. 40 watt regular bulb,  
 max. 15 watt savings  
 Energy efficiency class: A++ - E (Energylabel 1)

ZUIVER-CODE	GTIN-CODE	ITEM NAME			
5300074	8718548025110	PENDANT LAMP WOOD TOP BRASS			
5300075	8718548025127	PENDANT LAMP WOOD TOP BLACK			
PACKING	1 PCS/CTN				
QTY	CTN SIZE (CM)	CBM	NW (KG)	GW (KG)	
1	32x32x55	0,056	2,1	3,6	









# Woody pendant lamp

Each pendant lamp Woody is made out of a number of mango wood segments. They are first brought together and then formed by the woodturner into its final shape. This process, which requires fine craftsmanship, ensures that every pendant lamp Woody is blessed with a wonderful variation in grain and colour. This is due to the differences found in each separate segment of mango wood.

Mango wood shade, natural lacquered  
 Iron canopy, 13x3 cm (Ø x H)  
 Black textured cable, adjustable in height  
 Wire length: 100 cm  
 Light source: E14, max. 25 watt regular bulb,  
 max. 9 watt savings  
 Energy efficiency class: A++ - E (Energylabel 1)

ZUIVER-CODE	GTIN-CODE	ITEM NAME		
5300071	8718548025066	PENDANT LAMP WOODY		
PACKING	4 PCS/CTN	ORDER QTY: 4 PCS		
QTY	CTN SIZE (CM)	CBM	NW (KG)	GW (KG)
1	23x21x21	0,01	0,845	1,44
4	27x45x46	0,056	3,38	7,1





# Beads pendant lamp

Down to earth wooden beads and clear sockets for the light bulbs. That is what defines Dutchbones Beads chandelier. The height of the chandelier is adjustable. When you adjust the height it makes the loop of the bead chain bigger (more dramatic) or smaller (more elegant). That way the look of chandelier Beads can be modified to light up any room.

Black iron wired shade with 7 lampholders and wooden beads chains

Black lacquered iron canopy, 15x4 cm (Ø x H)

Black PVC cable, adjustable in height

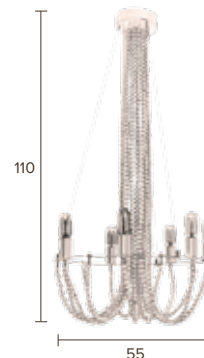
Light source: E27, max. 40 watt regular bulb, max. 13 watt savings

Energy efficiency class: A++ - E (Energylabel 1)

Energy efficiency class bulb: E (Energylabel 2)



ZUIVER-CODE	GTIN-CODE	ITEM NAME		
5300052	8718548019812	PENDANT LAMP BEADS		
PACKING	1 PCS/CTN			
QTY	CTN SIZE (CM)	CBM	NW (KG)	GW (KG)
1	82x82x17	0,11	3,8	5,8
ZUIVER-CODE	GTIN-CODE	ITEM NAME		
7900005	8718548020115	BULB BEADS 40W		
PACKING	1 PCS/CTN, 30 PCS/MASTERCTN			
QTY	CTN SIZE (CM)	CBM	NW (KG)	GW (KG)
1	6,5x6,5x14,5	0,0006	0,03	0,045
30	35x20x33	0,02	0,9	2,6





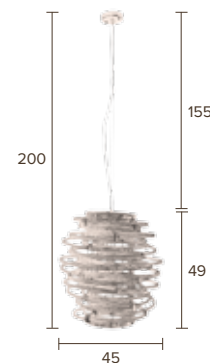
## Kubu pendant lamp

The beauty of rattan is not only in its natural colour, feel and looks, it is also in its characteristics. It grows for instance, in otherwise barren swamp areas and at an alarming rate of about 40 meters every year. We kept it uncoloured, and therefore not only at its prettiest but also at its environmental friendliest. We choose to work with the slightly thicker Kubu rattan for more style.

They say that simplicity is the outward sign and symbol of depth of thought. Our pendant lamp Kubu proves that saying. Made out of simple curved Kubu rattan this pendant looks simple, but once lit it'll throw a stylish interaction of shadows and light on its surroundings. Imagine more than one pendant lamp Kubu in different heights and in a group...

Kubu rattan shade, iron construction inside  
Stainless steel canopy, 9,5x2 cm (Ø x H)  
Black PVC cable, adjustable in height  
Wire length: 155 cm  
Light source: E27, max. 13 watt savings  
Energy efficiency class: A++ - E (Energylabel 1)

ZUIVER-CODE	GTIN-CODE	ITEM NAME			
5300058	8718548020870	PENDANT LAMP KUBU			
PACKING	1 PCS/CTN				
QTY	CTN SIZE (CM)	CBM	NW (KG)	GW (KG)	
1	49x49x51	0,122	2,76	4,17	



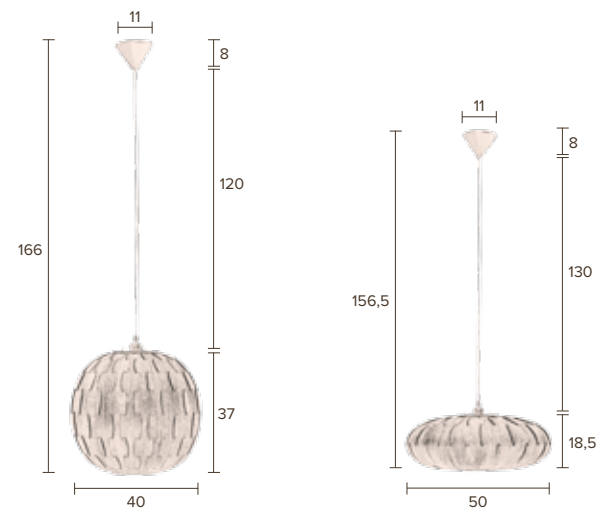




# Bond pendant lamp

When one travels around the world, shopping for inspiration for new materials, styles and products, ideas for unconventional combinations can suddenly pop up. That is what happened with pendant lamp Bond. Our design team decided to combine light and wood veneer. Ash wood turned out to give the best results in bending and emitted light colour. Pendant lamp Bond consist of interlocking strips of veneer, which gives it its textured surface. Bond comes in two forms; round and oval.

Ash wood veneer strokes shade  
 ABS plastic canopy, 11x8 cm (Ø x H)  
 Black textured cable, adjustable in height  
 Visible wire length: 120 cm (round), 130 cm (oval)  
 Light source: E27, max. 13 watt savings  
 Energy efficiency class: A++ - E (Energylabel 1)



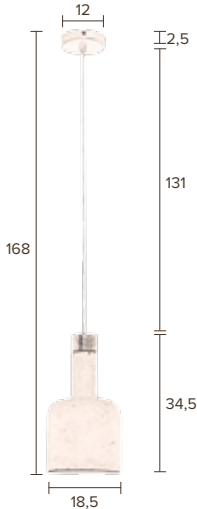
ZUIVER-CODE	GTIN-CODE	ITEM NAME			
5300050	8718548019799	PENDANT LAMP BOND ROUND			
5300051	8718548019805	PENDANT LAMP BOND OVAL			
PACKING	1 PCS/CTN				
SIZE	CTN SIZE (CM)	CBM	NW (KG)	GW (KG)	
ROUND	42x42x42	0,074	0,65	2,5	
OVAl	52x52x21	0,057	0,5	2,1	



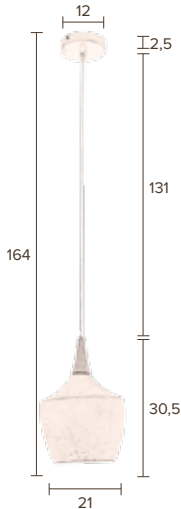
# Cradle pendant lamp

Our designers travel to international design fairs several times a year. In all these design laden cities, concrete was the up and coming material. We combined concrete with solid wood for an extra contemporary Dutchbone touch. Cradle comes in two different shapes, both elegant versions.

Concrete shade with solid ashwood top  
 Black lacquered iron canopy, 12x2,5 cm (Ø x H)  
 Black textured cable, adjustable in height  
 Visible wire length: ca. 131 cm  
 Light source: E27, max. 13 watt savings  
 Energy efficiency class: A++ - E (Energylabel 1)



Bottle



Carafe

ZUIVER-CODE	GTIN-CODE	ITEM NAME		
5300048	8718548019775	PENDANT LAMP CRADLE BOTTLE		
5300049	8718548019782	PENDANT LAMP CRADLE CARAFE		
PACKING	1 PCS/CTN			
SIZE	CTN SIZE (CM)	CBM	NW (KG)	GW (KG)
BOTTLE	23x23x40,5	0,02	3	3,35
CARAFE	25x25x36	0,02	2,8	3,2





# Coco pendant lamp

Pendant Lamp Coco comes in three very different versions, but all clearly bear the same family genes. Which shows in the form of the dome and the pretty mango wooden tip.

Combinations of our three different Coco pendant lamps are therefore very well possible. Though Coco is very pretty on its own as well.

Iron metal shade with solid mango wood top

Iron canopy, 10x5 cm (Ø x H)

Copper: copper plated shade & canopy, black top

Black: glossy black shade & canopy, whitewash top

Ivory: pearled ivory shade & canopy, whitewash top

Black & white textured PVC cable, adjustable in height

Wire length: 77 cm

Light source: E27, max. 11 watt savings

Energy efficiency class: A++ - E (Energylabel 1)

ZUIVER-CODE	GTIN-CODE	ITEM NAME		
5300055	8718548020122	PENDANT LAMP COCO COPPER		
5300056	8718548020139	PENDANT LAMP COCO GLOSSY BLACK		
5300057	8718548020146	PENDANT LAMP COCO IVORY		
PACKING	1 PCS/CTN			
QTY	CTN SIZE (CM)	CBM	NW (KG)	GW (KG)
1	36x36x21	0,0272	2,6	3,25



## Coco Copper

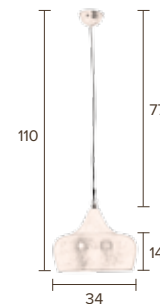
Our Coco Copper has a very unique finish with its flamed copper, coloured dome. We torched the material to give Coco Copper its special „colourful” finish. With its combination of two natural materials, stained mango wood and copper, this beauty is definitely an eye catcher.

## Coco Glossy Black

Coco Glossy Black has a distinguished look, due to the combination of whitewashed mango wood and high gloss metal. A treasure we found in India.

## Coco Ivory

Coco Ivory is like her sisters blessed with a combination of beautiful materials. The mango wooden tip has a whitewash finish, which is a perfect match with the pearled ivory shine of the metal dome.



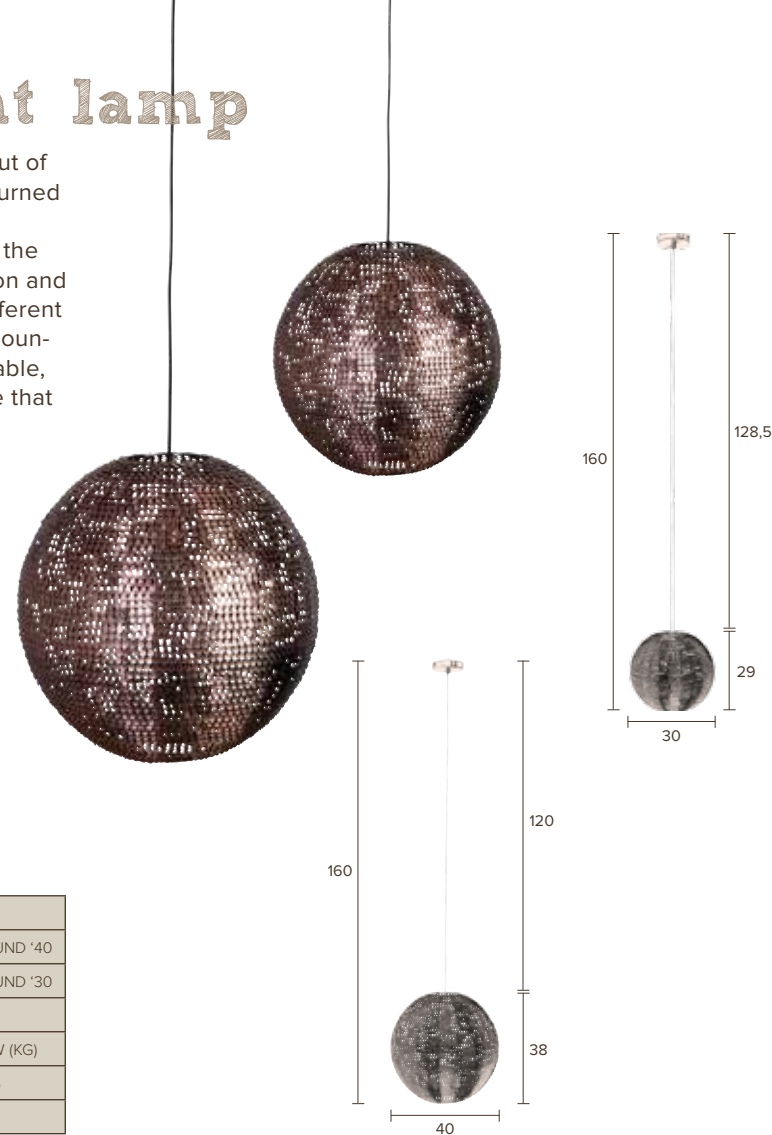


# Cooper pendant lamp

Our sparkling Cooper pendant lamp is created out of hundreds of small 'flakes' of copper, which are burned with a torch for a flamed look.

The copper flakes are all placed by hand to give the lampshade its unique shape. The light bounces on and off the copper creating a dramatic effect. The different sizes and shapes of Cooper allows them to be mounted in rows or even in clusters. Above a dinner table, a kitchen counter, in a hallway or any other place that can use a touch of chic copper sparkling.

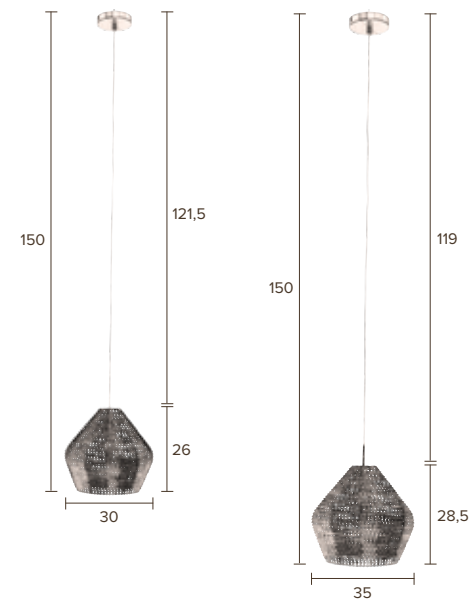
Hand made iron shade, copper plated  
Copper plated iron canopy, 12x2,5 cm (Ø x H)  
Black textured PVC cable, adjustable in height  
Light source: E27, max. 13 watt savings  
Energy efficiency class: A++ - E (Energylabel 1)



ZUIVER-CODE	GTIN-CODE	ITEM NAME			
5300043	8718548019720	PENDANT LAMP COOPER ROUND '40			
5300044	8718548019737	PENDANT LAMP COOPER ROUND '30			
PACKING	1 PCS/CTN				
SIZE	CTN SIZE (CM)	CBM	NW (KG)	GW (KG)	
'40	44x44x40	0,077	2,1	3,5	
'30	33x33x35	0,038	1,3	2,1	



# Cooper pendant lamp



ZUIVER-CODE	GTIN-CODE	ITEM NAME		
5300045	8718548019744	PENDANT LAMP COOPER LARGE		
5300046	8718548019751	PENDANT LAMP COOPER MEDIUM		
PACKING	1 PCS/CTN			
SIZE	CTN SIZE (CM)	CBM	NW (KG)	GW (KG)
LARGE	39x39x31	0,047	1,5	2,6
MEDIUM	34x34x30	0,03	1,3	2,35





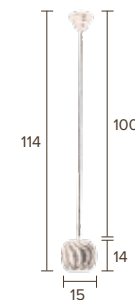


# Kecil pendant lamp

Pendant lamp Kecil is an exquisite perforated dark metal bulb. When switched on, the light shines through the carefully made, open pattern. This pattern creates a spectacular light effect on ceilings and walls. Kecil's wire is wrapped with rope and its inside is orange for an even warmer light effect. Tip: make a combination of several Kecils for a stunning look.

Hand embossed iron shade, powder coated  
 Greyish black outside, orange inside  
 Black powder coated iron canopy, 10x5 cm (Ø x H)  
 Black PVC cable, covered in natural jute  
 Wire length: 100 cm  
 Light source: E14, max. 5 watt savings  
 Energy efficiency class: A++ - E (Energylabel 1)

ZUIVER-CODE	GTIN-CODE	ITEM NAME		
5300054	8718548019850	PENDANT LAMP KECIL		
PACKING	4 PCS/CTN	ORDER QTY: 4 PCS		
QTY	CTN SIZE (CM)	CBM	NW (KG)	GW (KG)
1	17,5x17,5x27	0,008	0,7	0,95
4	38x38x30	0,043	2,8	5,5

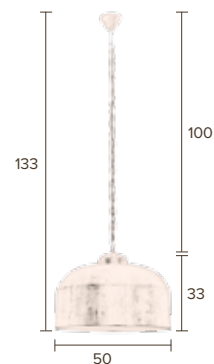




# Besar pendant lamp

Pendant Lamp Besar looks like an old barrel which we transformed into a sturdy pendant lamp. The used metal and worn look contributes to its rough appearance. For an extra touch of style this huge lamp is suspended from a wire wrapped with rope.

Handmade iron shade & canopy, 10x6,5 cm (Ø x H)  
 Finished in rust patina lacquer  
 Black PVC cable, covered in natural jute  
 Wire length: 100 cm  
 Light source: E27, max. 15 watt savings  
 Energy efficiency class: A++ - E (Energylabel 1)



ZUIVER-CODE	GTIN-CODE	ITEM NAME			
5300053	8718548019843	PENDANT LAMP BESAR			
PACKING	1 PCS/CTN				
QTY	CTN SIZE (CM)	CBM	NW (KG)	GW (KG)	
1	56x56x46	0,144	4,225	8,06	



**DEAL WITH DECORATION.  
IT IS THE FINISHING TOUCH.**





CLARK & CO LTD



## Rural pillow

We were in India when we found a weaver who was able to give his woven goods this very pleasant sanded look, mainly because of his well chosen faded colours. We chose a pattern and we picked a few colours of the earth. But we didn't stop at this throw pillow. We also designed a carpet to go with it! Please do combine them, since it is such a great way to complete your stylish interior...

Hand-woven cover with printed dessin, 100% cotton  
Filling: 100% polyester fibre  
Dimensions: 50x50 cm (LxW)



ZUIVER-CODE	GTIN-CODE	ITEM NAME			
8600028	8718548024441	PILLOW RURAL			
PACKING	5 PCS/CTN	ORDER QTY: 5 PCS			
QTY	CTN SIZE (CM)	CBM	NW (KG)	GW (KG)	
5	52x52x18	0,049	5,5 (5x1,1)	6,5	

## Gaelic pillow

A rustic throw pillow, is what our Gaelic is. Gaelic is made out of rough burlap fabric, but we made sure it is soft and comfortable to the touch. We did this by adding 20 percent wool to the mix. The decorative pattern is woven into the fabric. Perfect to soothe any back in any stylish seater.

80% jute, 20% wool hand-woven fabric cover  
100% polyester fiber filling  
Dimensions: 50x50 cm (LxW)



ZUIVER-CODE	GTIN-CODE	ITEM NAME			
8600021	8718548023734	PILLOW GAELIC			
PACKING	5 PCS/CTN	ORDER QTY: 5 PCS			
QTY	CTN SIZE (CM)	CBM	NW (KG)	GW (KG)	
5	52x52x18	0,049	8 (5x1,6)	9	





## Dubai pillow

If you can't come to Dubai, we'll bring Dubai to you! Pillow Dubai Gold is made from a very soft fabric. The material has a golden shine to it, which, as you know, brings good fortune and good luck to its owner.

At least, that's what is believed in Buddhist countries. At Dutchbone we believe that throw pillows in comfortable sizes will also have a positive effect on your general wellbeing in the lounge area.

39% viscose, 30% acryl, 31% cotton  
25.000 Martindale, colour fastness 3-4  
Filling: 100% polyether  
Dimensions: 45x45 cm (LxW)



ZUIVER-CODE	GTIN-CODE	ITEM NAME			
8600025	8718548024335	PILLOW DUBAI GOLD			
PACKING	6 PCS/CTN	ORDER QTY: 6 PCS			
QTY	CTN SIZE (CM)	CBM	NW (KG)	GW (KG)	
6	39x39x65	0,099	4,2 (6x0,7)	5,5	

## Autumn pillow

Soothing, warm autumn colours. A classic pattern, geometric stripes and decorative outlines. All in one fabric. We swiftly agreed on pillow Autumn. Made in the south of Europe and super soft to the touch.

74% viscose, 21% acryl, 5% cotton  
25.000 Martindale, colour fastness 3-4  
Filling: 100% polyether  
Dimensions: 45x45 cm (LxW)



ZUIVER-CODE	GTIN-CODE	ITEM NAME			
8600027	8718548024373	PILLOW AUTUMN			
PACKING	6 PCS/CTN	ORDER QTY: 6 PCS			
QTY	CTN SIZE (CM)	CBM	NW (KG)	GW (KG)	
6	39x39x65	0,099	4,2 (6x0,7)	5,5	





# Ottava pillow

Pillow Ottava comes from a European pillow wizard we found during our travels to a local fair. We took our time to decide on the colour combinations. We found these particular colour combinations match best with a Dutchbone interior.

74% viscose, 21% PES, 5% cotton  
25.000 Martindale, colour fastness 4-5  
Filling: 100% polyether  
Dimensions: 45x45 cm (LxW)



ZUIVER-CODE	GTIN-CODE	ITEM NAME			
8600016	8718548022034	PILLOW OTTAVA GREEN/BLUE			
8600017	8718548022058	PILLOW OTTAVA RED/ORANGE			
PACKING	6 PCS/CTN	ORDER QTY: 6 PCS			
QTY	CTN SIZE (CM)	CBM	NW (KG)	GW (KG)	
6	39x39x65	0,099	4,2 (6x0,7)	5,5	



# Velvet pillow

For pillow Velvet we shopped at Asian markets to find the right fabric and colour combinations. Velvet turned out to measure up to the look and feel we were searching for. Pillow Velvet is of course available in a regular square shape. For your convenience we added a rectangular one, for a comfortable, lower back support.

100% velvet-look polyester, colour fastness 3-4

Filling: 100% polyester fibre

Dimensions square: 45x45 cm (LxW)

Dimensions rectangular: 60x30 cm (LxW)



ZUIVER-CODE	GTIN-CODE	ITEM NAME		
8600012	8718548021273	PILLOW VELVET SQUARE CHAMPAGNE		
8600013	8718548021297	PILLOW VELVET SQUARE WINE		
8600014	8718548021310	PILLOW VELVET RECTANGLE CHAMPAGNE		
8600015	8718548021334	PILLOW VELVET RECTANGLE WINE		
PACKING	6 PCS/CTN	ORDER QTY: 6 PCS		
SIZE	CTN SIZE (CM)	CBM	NW (KG)	GW (KG)
6x SQUARE	21,5x67x43	0,062	4,8 (6x0,8)	5,5
6x RECTANGLE	28x67x27	0,051	3,9 (6x0,65)	4,5



# Indian Block pillow

When choosing a pattern for our block printed pillow we weren't picky. We loved them all. Little did we know that block printed fabric in clothes can reveal a lot about its owner. Patterns, colours and the way the cloth is wrapped around ones body, can indicate caste, occupation, regional origin and religion. We checked: the prints on our Indian Block pillow are purely decorative and simply beautiful. Our Indian Block pillow comes in two sizes and colours; a vibrant yellow and a distinguished grey, matching colours that go very well with our other block printed items.

100% cotton, block printed by hand  
 Filling: 100% polyester fibre  
 Dimensions: 50x50 cm or 70x70 cm (LxW)



ZUIVER-CODE	GTIN-CODE	ITEM NAME		
8600008	8718548019898	PILLOW INDIAN BLOCK '50 YELLOW		
8600009	8718548019904	PILLOW INDIAN BLOCK '50 GREY		
8600010	8718548019911	PILLOW INDIAN BLOCK '70 YELLOW		
8600011	8718548019928	PILLOW INDIAN BLOCK '70 GREY		
PACKING	5 PCS/CTN	ORDER QTY: 5 PCS		
SIZE	CTN SIZE (CM)	CBM	NW (KG)	GW (KG)
5x '50	52x52x18	0,049	5	6
5x '70	72x72x20	0,104	10	11,25





# Indian Block stool and pouf

This Indian Block stool is able to transform the dulllest lounge area into something special. Especially when you realize the fabric was not simply screen printed but stamped by hand. Originally block printed fabric was mainly used for menswear, but also for home furnishing. Nowadays screen prints took over the majority of the menswear market. Luckily the craft survived. One could say it makes more sense to use the block printing craftsmanship for furniture; On fabrics that generally last much longer than a garment. Our Indian Block stool comes in two colours; A vibrant yellow and a distinguished grey, matching colours that go very well with our other block printed items.

100% cotton, block printed by hand  
 Filling: PU-foam  
 Solid sheesham wooden legs  
 Dimensions: 40x40x35 cm (WxDxH)



ZUIVER-CODE	GTIN-CODE	ITEM NAME			
3300018	8718548019935	STOOL INDIAN BLOCK YELLOW			
3300019	8718548019942	STOOL INDIAN BLOCK GREY			
PACKING	1 PCS/CTN				
QTY	CTN SIZE (CM)	CBM	NW (KG)	GW (KG)	
1	42x42x37	0,065	4,6	5,6	

Our pouf Indian Block is composed out of beautifully hand stamped, block printed fabric. Imagine that every colour of the print in this beautiful pouf requires another wooden stamp with a precise interlocking design. Not only the carving of these blocks requires real craftsmanship, also the stamping itself is a difficult metier. Our Indian Block pouf comes in two colours; A vibrant yellow and a distinguished grey, matching colours for our other block printed items.

100% cotton, block printed by hand  
 Filling: 100% recycled cotton  
 Dimensions: 40x40x40 cm (WxDxH)



ZUIVER-CODE	GTIN-CODE	ITEM NAME			
3300020	8718548019959	POUF INDIAN BLOCK YELLOW			
3300021	8718548019966	POUF INDIAN BLOCK GREY			
PACKING	1 PCS/CTN				
QTY	CTN SIZE (CM)	CBM	NW (KG)	GW (KG)	
1	42x42x42	0,074	8,5	9,5	



# Shaun sheepskin

In large parts of the world furniture is made more comfortable with sheepskin. Not only are they warm, soft and pillow-like, they are also stylish. Our Shaun sheepskins come from genuine Down Under sheep. A mix of the world's most ancient breeds. Their wool is fit for extremes; breathable in summer, insulating in winter, but always exceptionally soft and lightweight. Shaun comes in the usual colour white, but also in different versions. Since we added coloured sheepskins like Pinot Red, Caspian Green and Chocolate. They match wonderfully with our Kubu chairs!

100% wool; sheepskin from Australia & New Zealand, a carefully selected mix of half-breeds  
 Colour fastness 4-5  
 Dimensions: 90-94x50x5 cm (LxWxH)



ZUIVER-CODE	GTIN-CODE	ITEM NAME			
8900009	8718548020405	SHEEPSKIN SHAUN IVORY			
8900010	8718548020412	SHEEPSKIN SHAUN CHOCOLATE			
8900011	8718548020429	SHEEPSKIN SHAUN PINOT RED			
8900012	8718548020436	SHEEPSKIN SHAUN CASPIAN GREEN			
PACKING	5 PCS/CTN	ORDER QTY: 5 PCS			
QTY	CTN SIZE (CM)	CBM	NW (KG)	GW (KG)	
5	90x55x12	0,06	4,5 (5x0,9)	6	



# Vintage Window mirror

It is clear where our inspiration came from for the name Vintage Window mirror. The vintage part hides in the weathered mirror we used. The frame of this full-length mirror is made out of metal and with its 178 centimeters in height, Vintage Window mirror is tall like a Dutchman!

Iron frame with vintage look powdercoating  
Vintage mirror glass  
Dimensions: 37,5x3x178 cm (WxDxH)

ZUIVER-CODE	GTIN-CODE	ITEM NAME		
8100008	8718548023338	MIRROR VINTAGE WINDOW		
PACKING	1 PCS/CTN			
QTY	CTN SIZE (CM)	CBM	NW (KG)	GW (KG)
1	183x8x42	0,061	10	12







## Kubu mirror

The beauty of rattan is not only in its natural colour, feel and looks, it is also in its characteristics. It grows for instance, in otherwise barren swamp areas and at an alarming rate of about 40 meters every year. We kept it uncoloured, and therefore not only at its prettiest but also at its environmental friendliest. We choose to work with the slightly thicker Kubu rattan for more style.

Our Mirror Kubu is handwoven from rattan. Unlike bamboo, rattan stems are solid and therefore easy to bend. Mirror Kubu's randomly shaped frame gives this mirror its nonchalant look while the Kubu rattan itself adds class.

Glass mirror with Kubu rattan border and plywood back  
Dimensions: 75x3,2 cm (Ø x H)



ZUIVER-CODE	GTIN-CODE	ITEM NAME			
8100007	8718548020863	MIRROR KUBU			
PACKING	1 PCS/CTN				
QTY	CTN SIZE (CM)	CBM	NW (KG)	GW (KG)	
1	78x78x6	0,037	2,9	4,9	



## Attractif mirror

This round mirror is captured in a metal frame and for a touch of style and elegance, bound together with an industrial bolt. Mirror Attractif comes in two generous sizes and in a distinguished, industrial blue colour.

Glass mirror with powder coated aluminium frame  
 Dimensions '16: 41x53x4 cm (WxDxH) - mirror Ø 40 cm  
 Dimensions '24: 60x72x4 cm (WxDxH) - mirror Ø 58 cm



ZUIVER-CODE	GTIN-CODE	ITEM NAME		
8100005	8718548020726	MIRROR ATTRACTIF '16		
8100006	8718548020733	MIRROR ATTRACTIF '24		
PACKING	1 PCS/CTN			
SIZE	CTN SIZE (CM)	CBM	NW (KG)	GW (KG)
16'	52x52x8	0,022	3,6	5,1
24'	71x71x8	0,04	7	9



## Blackbeam mirror



By designing mirror Blackbeam we didn't just add a mirror to our collection, but also created a graphic home accessory in the process. Blackbeam can be a decorative item for on your walls and at the same time give you the opportunity to check your hairdo on occasion. This very slender piece will reflect your image in a subtle way. Just imagine this dark steel frame on a light coloured wall... Even better: imagine more than one of them, in a row!

Glass mirror with waxed coated iron frame  
Dimensions: 20x4x120 cm (WxDxH)



ZUIVER-CODE	GTIN-CODE	ITEM NAME		
8100012	8718548029248	MIRROR BLACKBEAM		
PACKING	1 PCS/CTN			
QTY	CTN SIZE (CM)	CBM	NW (KG)	GW (KG)
1	21x8x124	0,024	5	6,5





# Lon trunk



Dutchbone can't provide you with the treasure, but we sure can provide you with the perfect treasure chest! Trunk Lon, inlaid with a pretty wooden pattern and sturdy iron latches, has the perfect size for all those keepsakes found and discovered on long travels and exciting adventures. Lon will keep your memories safe and sound!

Fir wood trunk with iron hinges and latches  
Dimensions: 82x52x34 cm (WxDxH)



ZUIVER-CODE	GTIN-CODE	ITEM NAME			
7500002	8718548029231	TRUNK LON			
PACKING	1 PCS/CTN				
QTY	CTN SIZE (CM)	CBM	NW (KG)	GW (KG)	
1	87x57x39	0,193	11	13	



# Metal Teak deco table

No, your eyes are not deceiving you! This is a metal tree. At least, in a way it is... We take pride in finding the most beautiful slabs of teak wood, perfect for a tabletop. We have found a metal artisan who is able to form a metal base around the irregular contours of the wood, Following its every curve. The result is a wonderful side table screaming Dutchbone so loud, we just had to put our name on it.

3 cm solid teak top  
Zinc base  
Maximum weight load: 75 kg  
Dimensions: ca. 35x41 cm (Ø x H)



ZUIVER-CODE	GTIN-CODE	ITEM NAME		
2400006	8718548026537	DECO TABLE METAL TEAK		
PACKING	1 PCS/CTN			
QTY	CTN SIZE (CM)	CBM	NW (KG)	GW (KG)
1	36x36x44	0,057	3	4



## Warung stool

In a village east of Delhi, India, we found craftsmen who are very skilled in patterning metal. Side table Warung is made out of skilfully hammered metal. Because of its size and sturdiness Warung can double as a stool.

Hand embossed aluminium shapes welded together  
Copper colour finish  
Dimensions: 31,5x47 cm (Ø x H)



ZUIVER-CODE	GTIN-CODE	ITEM NAME		
2400005	8718548020108	STOOL WARUNG		
PACKING	1 PCS/CTN			
QTY	CTN SIZE (CM)	CBM	NW (KG)	GW (KG)
1	35x35x51	0,062	2,5	4,5

## Scarflower stool

In a village east of Delhi, India, we found craftsmen who are very skilled in patterning metal. Our Scarflower stool, slash side table, is decorated with a beautifully handcrafted flower pattern, hammered into it. Scarflower comes in a set of two.

Set of 2 stools  
Hand embossed sheets of metal welded together  
Copper antique finish  
Dimensions small: 32x39 cm (Ø x H)  
Dimensions large: 40x54 cm (Ø x H)



ZUIVER-CODE	GTIN-CODE	ITEM NAME			
2400004	8718548020092	STOOL SCARFLOWER SET			
PACKING	1 PCS/CTN (SET OF 2)				
QTY	CTN SIZE (CM)	CBM	NW (KG)	GW (KG)	
1 (SET OF 2)	51x51x56	0,146	9,5 (6+3,5)	13	





## Tout est possible artwork

In France we came across a workshop specialized in printing on concrete. We were intrigued. Graffiti for the home... Years before one of us photographed a quote, spray-painted on a wall in a Parisian alley. The two were soon combined in this concrete decoration. And so we once again discovered: 'tout est possible'!

Concrete decoration with printed artwork  
Dimensions: 50x70x4 cm (WxHxD)



ZUIVER-CODE	GTIN-CODE	ITEM NAME		
8900014	8718548022072	ARTWORK TOUT EST POSSIBLE CONCRETE		
PACKING	1 PCS/CTN			
QTY	CTN SIZE (CM)	CBM	NW (KG)	GW (KG)
1	75x55x8	0,033	9,9	15,2



# Baha and Bahir vases

Sometimes vases are so beautifully satisfying on their own, there is no need for flowers or plants. This is definitely the case with our vase Baha and its nephew, vase Bahir. Both vases have an antique brass finish and are perfectly embellished with stamped decorations. Arrange them in groups on a side table and just enjoy the oriental ambience they emit.

Aluminium, antique brass plated  
 Dimensions Baha: 24x30 cm (Ø x H)  
 Dimensions Bahir: 24x38 cm (Ø x H)

Note: These vases are for decoration only



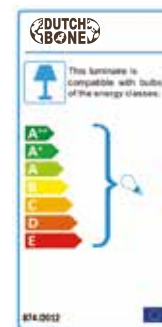
Baha

Bahir


ZUIVER-CODE	GTIN-CODE	ITEM NAME			
8200011	8718548025370	VASE BAHA			
PACKING	1 PCS/CTN				
QTY	CTN SIZE (CM)	CBM	NW (KG)	GW (KG)	
1	28x28x32,5	0,025	0,9	2,15	

ZUIVER-CODE	GTIN-CODE	ITEM NAME			
8200012	8718548025387	VASE BAHIR			
PACKING	1 PCS/CTN				
QTY	CTN SIZE (CM)	CBM	NW (KG)	GW (KG)	
1	28,5x27x40	0,03	1,1	2,36	

# Energy labels



Label 1



Label 2



# EXPLORE MORE: [WWW.DUTCHBONE.COM](http://WWW.DUTCHBONE.COM)

© Zuiver BV 2016

All rights reserved. No part of this publication may be reproduced by any means without prior permission in writing from Zuiver BV.  
Dutchbone is a registered trademark from Zuiver BV.

Disclaimer:

Whilst all care has been made in the compilation of this magazine, the company can not accept responsibility for any errors or changes to the contents.

General terms & conditions: [www.dutchbone.com](http://www.dutchbone.com)

## FOLLOW US:





OFFICE/SHOWROOM: Rak 20 📍 1551 NA 📍 Westzaan 📍 Holland 📍 PHONE: +31(0)75 6146020 📍 MAIL: [info@dutchbone.com](mailto:info@dutchbone.com)